

# 2013 Washington State Meet

## Meet Results







Mar 16-17, 2013

Page: 1  
Printed: 3/17/2013 2:23:02 PM

Men / 4 / 6

Session: 5

Judge's Signatures

Rank	Num	Name	Gym							AA
1	4080	Nathan Whitaker	VEGA	Diff: 1.000	0.600	0.900	0.100	1.400	1.300	
				Exec: 9.800	9.400	9.400	9.600	9.200	8.800	
				ND: _____	_____	_____	_____	_____	_____	
				Final: 10.800	10.000	10.300	9.700	10.600	10.100	61.500
				Place: 1	2	4	1	1	2	1
2	4062	Porter Aeschliman	Spokane Gymnastics	Diff: 1.300	0.600	1.400	0.100	0.700	1.200	
				Exec: 9.200	8.900	9.700	9.300	9.700	8.500	
				ND: _____	_____	_____	_____	_____	_____	
				Final: 10.500	9.500	11.100	9.400	10.400	9.700	60.600
				Place: 2T	3	1	2	2	4	2
3	4052	Carter Jones	Eastside Gymnastics	Diff: 0.600	1.000	1.300	0.100	0.600	1.200	
				Exec: 9.200	9.300	9.600	9.000	8.900	9.100	
				ND: _____	_____	_____	_____	_____	_____	
				Final: 9.800	10.300	10.900	9.100	9.500	10.300	59.900
				Place: 5	1	2	3*	4	1	3
4	4060	Jaeland Leman	Dynamic Gymnastics	Diff: 0.800	0.200	0.800	0.100	0.500	1.100	
				Exec: 9.200	8.400	9.300	8.500	8.800	8.700	
				ND: _____	_____	_____	_____	_____	_____	
				Final: 10.000	8.600	10.100	8.600	9.300	9.800	56.400
				Place: 3	4	5	7*	6*	3*	4
5	4061	Ethan Peterson	Dynamic Gymnastics	Diff: 1.400	0.100	0.800	0.100	0.500	1.100	
				Exec: 9.100	8.400	8.800	8.800	8.600	8.700	
				ND: _____	-0.100	_____	_____	_____	_____	
				Final: 10.500	8.400	9.600	8.900	9.100	9.800	56.300
				Place: 2T	5	6T	5	7*	3*	5
6	4073	Nicholas Gulizia	Metropolitan	Diff: 0.700	0.100	1.100	0.100	0.500	1.000	
				Exec: 9.200	8.300	8.500	8.300	8.800	8.300	
				ND: _____	-0.100	_____	_____	_____	_____	
				Final: 9.900	8.300	9.600	8.400	9.300	9.300	54.800
				Place: 4	6	6T	8*	6*	6	6
7	4036	Judah Hirschman	Cascade Elite	Diff: 0.200	0.100	1.100	0.100	0.800	1.000	
				Exec: 8.400	8.000	9.300	8.200	9.000	7.800	
				ND: _____	-0.100	_____	_____	_____	_____	
				Final: 8.600	8.000	10.400	8.300	9.800	8.800	53.900
				Place: 8	7*	3	9*	3	7	7
8	4069	Hiroshi Johnson	Emerald City	Diff: 0.200	0.100	1.300	0.100	0.700	0.500	
				Exec: 8.900	8.000	8.000	9.000	8.600	7.100	
				ND: _____	-0.100	_____	_____	_____	_____	
				Final: 9.100	8.000	9.300	9.100	9.300	7.600	52.400
				Place: 6	7*	8T	3*	6T	12	8
9	4042	Benjamin Berger	Cascade Elite	Diff: 0.200	0.100	0.600	0.100	0.500	1.200	
				Exec: 7.800	6.900	8.500	8.600	8.600	8.300	
				ND: _____	-0.100	_____	_____	_____	_____	
				Final: 8.000	6.900	9.100	8.700	9.100	9.500	51.300
				Place: 11	15	10*	6*	7*	5	9
10	4064	Mason Alexander	Emerald City	Diff: 0.100	0.100	1.100	0.100	0.400	1.000	
				Exec: 7.800	7.200	8.400	8.500	8.600	7.500	
				ND: -0.100	-0.100	_____	_____	_____	_____	
				Final: 7.800	7.200	9.500	8.600	9.000	8.500	50.600
				Place: 12*	13*	7	7*	8T	9T	10

# 2013 Washington State Meet







## Meet Results

Mar 16-17, 2013

Page: 2  
Printed: 3/17/2013 2:23:03 PM

Men / 4 / 6

Session: 5

Rank	Num	Name	Gym							AA
11	4068	Jacob Leiter	Emerald City	Diff: 0.100	0.200	0.600	0.100	0.500	0.700	
				Exec: 7.800	7.300	8.200	8.900	8.900	7.300	
				ND: -0.100						
				Final: 7.800	7.500	8.800	9.000	9.400	8.000	50.500
				Place: 12*	10*	11	4	5	10	11
12	4031	Austin Higgins	AIM Gymnastics	Diff: 0.200	0.200	0.100	0.100	0.100	0.500	
				Exec: 8.300	7.300	7.900	8.600	8.100	8.200	
				ND: .		-0.100		-0.100		
				Final: 8.500	7.500	7.900	8.700	8.100	8.700	49.400
				Place: 9	10*	13T	6*	14	8	12
13	4097	Matt Logston	Mid Columbia	Diff: 0.200	0.200	0.600	0.100	0.500	0.500	
				Exec: 8.200	6.900	7.600	8.200	8.300	8.000	
				ND: .						
				Final: 8.400	7.100	8.200	8.300	8.800	8.500	49.300
				Place: 10	14	12	9*	10	9T	13
14	4063	Ollie Cheng	Emerald City	Diff: 0.200	0.200	1.200	0.100	0.200	0.200	
				Exec: 7.600	7.600	8.100	8.600	8.200	6.900	
				ND: .						
				Final: 7.800	7.800	9.300	8.700	8.400	7.100	49.100
				Place: 12T	8	8T	6*	12	13T	14
15	4065	Joey Jacroux	Emerald City	Diff: 0.100	0.100	0.600	0.100	0.500	0.500	
				Exec: 7.700	7.300	8.600	8.600	8.500	5.900	
				ND: -0.100	-0.100					
				Final: 7.700	7.300	9.200	8.700	9.000	6.400	48.300
				Place: 13	12	9T	6*	8T	16	15
16	4066	Jimmy Schoenleber	Emerald City	Diff: 0.200	0.200	0.800	0.100	0.700	0.100	
				Exec: 7.200	7.500	8.400	8.000	8.200	6.400	
				ND: .						
				Final: 7.400	7.700	9.200	8.100	8.900	6.500	47.800
				Place: 15T	9	9T	11	9	15	16
17	4096	Michael Webster	Mid Columbia	Diff: 0.100	0.100	0.100	0.100	0.500	0.100	
				Exec: 8.700	7.200	7.800	8.100	7.800	7.000	
				ND: -0.100	-0.100					
				Final: 8.700	7.200	7.900	8.200	8.300	7.100	47.400
				Place: 7	13*	13T	10	13T	13T	17
18	4091	Brock Becker	Metropolitan	Diff: 0.100	0.100	0.100	0.100	0.100	0.500	
				Exec: 7.400	7.400	8.400	8.300	8.300	7.200	
				ND: -0.100	-0.100	-1.000		-0.100		
				Final: 7.400	7.400	7.500	8.400	8.300	7.700	46.700
				Place: 15T	11	14	8*	13T	11	18
19	4072	Zane Wagner	Metropolitan	Diff: 0.100	0.100	0.600	0.100	0.500	0.200	
				Exec: 7.600	4.800	8.500	8.500	8.100	6.800	
				ND: -0.100	-0.100					
				Final: 7.600	4.800	9.100	8.600	8.600	7.000	45.700
				Place: 14	16	10*	7*	11	14	19

# 2013 Washington State Meet

Page: 1  
Printed: 3/17/2013 11:02:45 AM

## Meet Results

Men / 4 / 7-8

Mar 16-17, 2013

Session: 4







Judge's Signatures

Rank	Num	Name	Gym							AA
1	4079	Zachary Murray	VEGA	10.900 2T	10.600 1	10.800 3	9.300 4T	11.150 2	10.900 3T	63.650 1
2	4001	Braydon Yoder	Black Hills	11.200 1	10.400 2	10.900 2	9.200 5T	10.850 3	10.800 4	63.350 2
3	4005	Nathan Ciobanu	Naydenov	10.600 5	10.300 3	10.600 4T	9.600 2T	10.800 4T	11.400 1	63.300 3
4	4015	Jacob Simpson	Black Hills	10.900 2T	9.800 7T	10.600 4T	8.900 8T	11.200 1	11.000 2	62.400 4
5	4082	Evan Stice	VEGA	10.800 3	10.000 5	10.400 5T	9.600 2T	10.100 7T	10.700 5T	61.600 5
6T	4075	Mannuel Hilario	Metropolitan	10.500 6	9.900 6	11.000 1	8.900 8T	10.100 7T	10.400 8T	60.800 6T
6T	4081	Ian Davis	VEGA	10.400 7	10.100 4	9.800 10T	9.500 3	10.500 5T	10.500 7T	60.800 6T
7T	4051	David Adams	Eastside Gymnastics	10.100 9T	8.400 17T	10.100 7*	9.200 5T	9.900 9T	10.900 3T	58.600 7T
7T	4303	Mateo Sialer	Cascade Elite	9.600 13T	9.600 9	10.100 7*	8.800 9T	9.800 10T	10.700 5T	58.600 7T
8T	4007	Joshua Lutz	Seattle Gymnastics	10.100 9T	8.600 16	9.300 14T	8.900 8T	10.800 4T	10.700 5T	58.400 8T
8T	4086	Kaelan Nesel	Auburn Gymnastics	9.600 13T	9.200 11	9.900 9T	9.000 7T	10.200 6T	10.500 7T	58.400 8T
9T	4011	Shay Meseck-Schick	Seattle Gymnastics	9.800 11T	8.700 15T	10.000 8T	9.100 6T	10.100 7T	10.600 6	58.300 9T
9T	4004	Nicholas Nides	Naydenov	10.100 9T	9.400 10	9.700 11T	9.000 7T	10.500 5T	9.600 12	58.300 9T
10	4078	Edison Twyman	VEGA	10.700 4	8.700 15T	9.300 14T	9.000 7T	9.800 10T	10.700 5T	58.200 10
11	4048	Owen Scheer	Bainbridge Island	9.200 16	9.700 8	10.000 8T	9.000 7T	10.200 6T	10.000 9	58.100 11
12	4027	Brennan Voss	Seattle Gymnastics	10.300 8T	8.900 13T	9.600 12T	9.200 5T	9.400 14T	10.400 8T	57.800 12
13	4050	Leo Uyekawa	Bainbridge Island	9.800 11T	9.000 12T	10.400 5T	9.200 5T	9.300 15T	9.800 11T	57.500 13
14	4022	Michael Sposito	Black Hills	9.500 14T	8.900 13T	10.100 7T	9.200 5T	10.200 6T	9.500 13T	57.400 14
15	4033	Patrick Barrett	Cascade Elite	9.100 17T	9.800 7T	10.200 6T	8.700 10T	9.300 15T	9.500 13T	56.600 15
16	4003	Alec McNutt	Black Hills	9.600 13T	8.100 19	9.800 10T	9.000 7T	10.000 8	9.900 10	56.400 16
17	4089	Jonah Tangco	Metropolitan	9.500 14T	9.000 12T	9.800 10T	9.100 6T	9.700 11T	9.100 16	56.200 17
18	4032	Jesse St.Onge	360 Gymnastics	9.000 18T	7.500 25	10.200 6T	9.700 1	9.500 13T	9.800 11T	55.700 18
19	4049	Max Bispham	Bainbridge Island	10.100 9T	8.200 18	9.500 13T	9.200 5T	8.700 21T	9.400 14	55.100 19
20	4053	Braydon Schwendtke	Eastside Gymnastics	9.400 15T	7.900 21T	9.900 9T	9.100 6T	9.400 14T	8.600 20T	54.300 20

# 2013 Washington State Meet

## Meet Results

Mar 16-17, 2013

Rank	Num	Name	Gym							AA
21	4067	Jaston Gray	Emerald City	9.700 12	7.900 21T	9.100 15	8.900 8T	9.700 11T	8.900 18T	54.200 21
22	4047	Tommy Goodham	Bainbridge Island	9.000 18T	8.400 17T	9.600 12T	8.800 9T	8.800 20	8.700 19T	53.300 22
23	4090	Cesar Zarate-Juarez	Metropolitan	9.900 10	8.400 17T	9.300 14T	8.900 8T	9.500 13T	7.200 27	53.200 23
24	4093	Joey Pearson	Mid Columbia	9.100 17T	9.800 7T	8.100 20	8.400 13	8.700 21T	9.000 17	53.100 24
25T	4012	Maxim Kiianitsa	Seattle Gymnastics	9.400 15T	8.800 14	8.200 19	8.600 11T	9.700 11T	8.000 23	52.700 25T
25T	4034	Matt Tang	Cascade Elite	8.900 19T	8.000 20	9.500 13T	8.500 12	9.100 17	8.700 19T	52.700 25T
26	4056	Nico Sayed	Eastside Gymnastics	8.400 22	7.800 22	9.900 9T	8.900 8T	9.000 18	8.600 20T	52.600 26
27	4009	Campbell Muth	Seattle Gymnastics	8.900 19T	7.700 23T	10.100 7T	8.700 10T	9.200 16	7.700 24	52.300 27
28T	4041	Connor Wrynn	Auburn Gymnastics	9.100 17T	8.400 17T	8.900 16T	8.300 14	9.900 9T	7.600 25	52.200 28T
28T	4029	Cole Mauch	Rising Stars	8.200 23	7.700 23T	9.700 11T	8.900 8T	9.600 12	8.100 22	52.200 28T
29	4098	Christian Penick	Mid Columbia	10.300 8T	7.100 27	8.800 17	8.000 15	8.500 23	8.900 18T	51.600 29
30	4057	Ivan Shur	Eastside Gymnastics	9.000 18T	7.200 26	7.700 22	9.300 4T	8.900 19	9.200 15	51.300 30
31	4038	Ben Fletcher	Spokane Gymnastics	9.400 15T	6.700 29	8.900 16T	8.700 10T	8.600 22	8.400 21	50.700 31
32	4092	Lane Braaten	Mid Columbia	8.600 21	7.600 24	8.600 18	8.600 11T	9.800 10T	7.400 26	50.600 32
33	4002	Brady McNutt	Black Hills	8.700 20	6.800 28	7.800 21	8.700 10T	6.800 24T	7.100 28	45.900 33
34	4095	Ty Frigaard	Mid Columbia	5.700 24	6.400 30	7.500 23	7.800 16	6.800 24T	6.300 29	40.500 34

# 2013 Washington State Meet

## Meet Results







Mar 16-17, 2013

Page: 1  
Printed: 3/17/2013 2:23:08 PM

Men / 4 / 9-10

Session: 5

Judge's Signatures

Rank	Num	Name	Gym							AA
1	4083	Stasik Vorobets	Auburn Gymnastics	Diff: 0.900	1.200	1.400	0.100	1.000	1.200	
				Exec: 9.300	9.500	9.400	8.900	9.600	9.600	
				ND: _____	_____	_____	_____	_____	_____	
				Final: 10.200	10.700	10.800	9.000	10.600	10.800	62.100
				Place: 6T	1	3	8*	2	3T	1
2	4088	Emanuel Grib	Auburn Gymnastics	Diff: 0.800	1.200	1.300	0.100	1.200	1.200	
				Exec: 9.800	9.200	9.300	9.000	9.200	9.400	
				ND: _____	_____	_____	_____	_____	_____	
				Final: 10.600	10.400	10.600	9.100	10.400	10.600	61.700
				Place: 5T	3	5*	7*	6T	5	2
3	4018	Dylan Opperman	Black Hills	Diff: 0.400	1.100	1.300	0.100	1.200	1.300	
				Exec: 9.800	8.500	9.300	9.200	9.500	9.700	
				ND: _____	_____	_____	_____	_____	_____	
				Final: 10.200	9.600	10.600	9.300	10.700	11.000	61.400
				Place: 6T	8T	5*	5*	1	1	3
4	4016	Galen Henriquez	Black Hills	Diff: 0.900	0.200	1.500	0.100	1.000	1.300	
				Exec: 9.700	9.200	9.700	8.700	9.450	9.500	
				ND: _____	_____	_____	_____	_____	_____	
				Final: 10.600	9.400	11.200	8.800	10.450	10.800	61.250
				Place: 5T	10*	1	10*	5	3T	4
5	4020	Caleb Morris	Black Hills	Diff: 1.300	1.100	1.300	0.100	1.000	1.300	
				Exec: 9.600	7.800	9.400	8.900	9.550	9.600	
				ND: _____	_____	_____	_____	_____	_____	
				Final: 10.900	8.900	10.700	9.000	10.550	10.900	60.950
				Place: 3	13	4*	8*	3	2T	5
6	4010	Solomon Dowidar	Seattle Gymnastics	Diff: 1.500	0.700	0.800	0.100	0.400	1.300	
				Exec: 9.700	9.500	8.900	9.400	9.300	9.100	
				ND: _____	_____	_____	_____	_____	_____	
				Final: 11.200	10.200	9.700	9.500	9.700	10.400	60.700
				Place: 1	5	11	3	14T	7T	6
7	4084	Samuel West	Auburn Gymnastics	Diff: 0.200	1.100	1.300	0.100	1.200	1.300	
				Exec: 8.800	9.400	9.400	9.100	8.800	9.400	
				ND: _____	_____	_____	_____	_____	_____	
				Final: 9.000	10.500	10.700	9.200	10.000	10.700	60.100
				Place: 14*	2	4*	6*	11	4	7
8	4023	Keaton Sundem	Black Hills	Diff: 0.300	1.300	1.400	0.100	0.900	1.400	
				Exec: 9.100	8.500	9.500	9.000	9.450	9.100	
				ND: _____	_____	_____	_____	_____	_____	
				Final: 9.400	9.800	10.900	9.100	10.350	10.500	60.050
				Place: 11T	7	2	7*	7	6	8
9	4040	Alex Guthrie	Auburn Gymnastics	Diff: 0.700	0.200	0.800	0.100	1.400	1.400	
				Exec: 9.100	9.200	9.400	8.800	9.100	9.500	
				ND: _____	_____	_____	_____	_____	_____	
				Final: 9.800	9.400	10.200	8.900	10.500	10.900	59.700
				Place: 9T	10*	7	9*	4	2T	9
10	4037	Keegan Estep	Spokane Gymnastics	Diff: 1.300	0.200	1.300	0.100	0.800	1.000	
				Exec: 9.700	8.200	8.300	9.700	9.300	8.800	
				ND: _____	_____	_____	_____	_____	_____	
				Final: 11.000	8.400	9.600	9.800	10.100	9.800	58.700
				Place: 2	15	12	1	10T	11T	10

# 2013 Washington State Meet







## Meet Results

Mar 16-17, 2013

Page: 2  
Printed: 3/17/2013 2:23:08 PM

Men / 4 / 9-10

Session: 5

Rank	Num	Name	Gym							AA
11	4055	Oleg Ianchenko	Eastside Gymnastics	Diff: 0.400	0.200	0.800	0.100	0.500	0.700	
				Exec: 9.500	9.400	9.200	8.900	9.600	9.100	
				ND:						
				Final: 9.900	9.600	10.000	9.000	10.100	9.800	58.400
				Place: 8	8T	8	8*	10T	11*	11
12	4045	Kiernan Liberman	Bainbridge Island	Diff: 0.900	0.200	0.800	0.100	0.600	1.100	
				Exec: 8.900	9.300	8.500	9.200	9.100	9.300	
				ND:						
				Final: 9.800	9.500	9.300	9.300	9.700	10.400	58.000
				Place: 9T	9*	14T	5*	14T	7T	12
13	4059	Trevann Ignacio	Dynamic Gymnastics	Diff: 1.400	0.100	1.100	0.100	0.200	1.300	
				Exec: 9.300	7.900	8.800	9.600	9.400	8.800	
				ND:	-0.100					
				Final: 10.700	7.900	9.900	9.700	9.600	10.100	57.900
				Place: 4T	18	9T	2*	15T	9	13
14	4071	Soren Callo	Eastside Gymnastics	Diff: 0.700	1.100	0.200	0.100	0.800	1.100	
				Exec: 8.700	9.200	9.000	8.800	9.400	8.300	
				ND:						
				Final: 9.400	10.300	9.200	8.900	10.200	9.400	57.400
				Place: 11T	4	15T	9*	8	14	14
15	4006	Jake Radtke	Naydenov	Diff: 0.700	0.200	1.100	0.100	0.700	1.200	
				Exec: 8.600	9.100	8.300	9.600	9.450	8.300	
				ND:						
				Final: 9.300	9.300	9.400	9.700	10.150	9.500	57.350
				Place: 12	11	13*	2*	9	13T	15
16	4028	Wyatt Brickey	Rising Stars	Diff: 1.300	0.100	0.600	0.100	1.000	0.200	
				Exec: 9.400	9.200	8.800	9.100	8.600	8.900	
				ND:	-0.100					
				Final: 10.700	9.200	9.400	9.200	9.600	9.100	57.200
				Place: 4T	12	13T	6*	15T	16T	16
17	4013	Mason McVey	Seattle Gymnastics	Diff: 0.200	1.200	0.300	0.100	0.300	0.800	
				Exec: 9.000	8.900	9.100	8.700	9.300	9.000	
				ND:						
				Final: 9.200	10.100	9.400	8.800	9.600	9.800	56.900
				Place: 13	6	13T	10*	15T	11T	17
18	4039	Ramsey Schenk	AIM Gymnastics	Diff: 1.200	0.700	1.100	0.100	0.600	0.500	
				Exec: 8.800	8.800	8.300	9.100	8.600	8.600	
				ND:						
				Final: 10.000	9.500	9.400	9.200	9.200	9.100	56.400
				Place: 7	9T	13*	6*	18	16T	18
19	4014	Jimmy Longino	Black Hills	Diff: 0.200	0.200	0.800	0.100	0.500	0.200	
				Exec: 8.800	9.300	8.600	8.800	8.900	9.500	
				ND:						
				Final: 9.000	9.500	9.400	8.900	9.400	9.700	55.900
				Place: 14*	9*	13T	9*	17	12	19
20	4054	Ben Clark	Eastside Gymnastics	Diff: 0.400	0.200	0.600	0.100	0.300	0.700	
				Exec: 9.300	8.000	8.600	9.300	9.200	8.800	
				ND:						
				Final: 9.700	8.200	9.200	9.400	9.500	9.500	55.500
				Place: 10T	16	15T	4	16	13T	20

# 2013 Washington State Meet

## Meet Results







Mar 16-17, 2013

Page: 3

Printed: 3/17/2013 2:23:08 PM

Men / 4 / 9-10

Session: 5

Rank	Num	Name	Gym							AA
21	4017	Evan Goodrich	Black Hills	Diff: 0.300	0.100	0.600	0.100	0.700	0.700	
				Exec: 8.700	8.700	9.200	8.100	9.100	9.100	
				ND: _____	-0.100	_____	_____	_____	_____	
				Final: 9.000	8.700	9.800	8.200	9.800	9.800	55.300
				Place: 14T	14	10	13	13	11*	21
22	4070	Tim Koklic	Eastside Gymnastics	Diff: 0.100	0.100	0.800	0.100	0.900	1.000	
				Exec: 8.600	7.500	9.100	8.000	9.500	9.300	
				ND: -0.100	-0.100	_____	_____	_____	_____	
				Final: 8.600	7.500	9.900	8.100	10.400	10.300	54.800
				Place: 16	20	9T	14	6T	8	22
23T	4058	Alex Knafila	Eastside Gymnastics	Diff: 0.900	0.200	0.600	0.100	0.100	1.000	
				Exec: 8.800	7.200	9.300	8.600	8.800	8.200	
				ND: _____	_____	_____	_____	-0.100	_____	
				Final: 9.700	7.400	9.900	8.700	8.800	9.200	53.700
				Place: 10T	21	9T	11	19	15	23T
23T	4077	Judah Moen	Metropolitan	Diff: 0.200	0.100	1.300	0.100	0.700	0.200	
				Exec: 8.700	7.600	9.100	8.200	9.200	8.400	
				ND: _____	-0.100	_____	_____	_____	_____	
				Final: 8.900	7.600	10.400	8.300	9.900	8.600	53.700
				Place: 15	19	6	12	12	17	23T
24	4046	Josiah McDaniel	Bainbridge Island	Diff: 0.900	0.200	0.700	0.100	0.200	1.200	
				Exec: 8.500	7.900	8.600	8.700	7.400	8.800	
				ND: _____	_____	_____	_____	_____	_____	
				Final: 9.400	8.100	9.300	8.800	7.600	10.000	53.200
				Place: 11T	17	14T	10*	20	10	24

# 2013 Washington State Meet

## Meet Results







Mar 16-17, 2013

Page: 1  
Printed: 3/17/2013 11:02:55 AM

Men / 4 / 11+

Session: 4

Judge's Signatures

Rank	Num	Name	Gym							AA
1	4021	Nicolas Malinowski	Black Hills	10.600 1	10.100 1	10.500 2	9.700 1	11.100 1	11.100 2	63.100 1
2	4085	Phynehas Grib	Auburn Gymnastics	9.900 2T	9.900 2	10.900 1	9.100 3T	10.300 2	11.400 1	61.500 2
3	4087	Ethan Nesel	Auburn Gymnastics	9.900 2T	9.700 3	10.400 3	9.300 2	9.800 3	10.200 3	59.300 3
4	4099	Brian Meier	Mid Columbia	9.300 4	8.800 5	9.100 5	8.800 5	9.600 4	9.400 4	55.000 4
5	4019	Christian Myers	Black Hills	9.200 5	8.900 4	10.300 4	9.100 3T	9.400 5	7.900 5	54.800 5
6	4030	Noah Kissler	AIM Gymnastics	9.800 3	7.100 7	8.400 7	9.000 4	8.000 7	6.000 7	48.300 6
7	4094	Danner Hamilton	Mid Columbia	8.100 6	7.500 6	8.600 6	8.100 6	8.200 6	7.300 6	47.800 7



# 2013 Washington State Meet

## Meet Results







Mar 16-17, 2013

Page: 1  
Printed: 3/17/2013 11:03:03 AM

Men / 8T / 11-12

Session: 4

Judge's Signatures

Rank	Num	Name	Gym							AA
1	2001	Troy Jenkins	Black Hills	9.200 1	8.400 1	8.900 1T	9.100 1T	8.900 1	8.900 1	53.400 1
2	2000	Garrett Braunton	Black Hills	8.300 2	7.500 2	8.900 1T	9.100 1T	8.400 2	8.600 2	50.800 2

# 2013 Washington State Meet







## Team Results

Mar 16-17, 2013

Page: 1  
Printed: 3/17/2013 2:22:56 PM

Men / 4 / All Ages

Session: 4,5

Rank	Gym	Team	Score						
1	Black Hills	*	190.750	33.000 1	30.300 3	33.000 1	28.200 3	33.150 1	33.100 1T
	4001	Braydon Yoder		11.200	10.400	10.900	9.200	10.850	
	4015	Jacob Simpson		10.900	9.800			11.200	11.000
	4020	Caleb Morris		10.900					
	4021	Nicolas Malinowski			10.100		9.700	11.100	11.100
	4016	Galen Henriquez				11.200			
	4023	Keaton Sundem				10.900			
	4018	Dylan Opperman					9.300		11.000
2	VEGA	*	188.050	32.500 2	30.700 2	31.500 3	28.800 1	32.250 2	32.300 2
	4079	Zachary Murray		10.900	10.600	10.800		11.150	10.900
	4082	Evan Stice		10.800	10.000	10.400	9.600		10.700
	4080	Nathan Whitaker		10.800		10.300	9.700	10.600	
	4081	Ian Davis			10.100		9.500	10.500	
	4078	Edison Twyman							10.700
3	Auburn Gymnastics	*	186.900	30.700 6	31.600 1	32.400 2	27.600 7	31.500 3	33.100 1T
	4088	Emanuel Grib		10.600	10.400		9.100	10.400	
	4083	Stasik Vorobets		10.200	10.700	10.800		10.600	10.800
	4085	Phynehas Grib		9.900		10.900			11.400
	4084	Samuel West			10.500	10.700	9.200		
	4087	Ethan Nesel					9.300		
	4040	Alex Guthrie						10.500	10.900
4	Eastside Gymnastics	*	181.100	29.800 9	30.200 4	31.000 5	27.900 4T	30.700 5	31.500 4
	4051	David Adams		10.100		10.100	9.200		10.900
	4055	Oleg Ianchenko		9.900	9.600	10.000		10.100	
	4052	Carter Jones		9.800	10.300	10.900			10.300
	4071	Soren Callo			10.300			10.200	
	4054	Ben Clark					9.400		
	4057	Ivan Shur					9.300		
	4070	Tim Koklic						10.400	10.300
5	Seattle Gymnastics	*	180.700	31.600 3	29.200 5	29.800 8	27.800 5	30.600 6	31.700 3
	4010	Solomon Dowidar		11.200	10.200	9.700	9.500	9.700	10.400
	4027	Brennan Voss		10.300	8.900		9.200		
	4007	Joshua Lutz		10.100				10.800	10.700
	4013	Mason McVey			10.100				
	4009	Campbell Muth				10.100			
	4011	Shay Meseck-Schick				10.000	9.100	10.100	10.600

# 2013 Washington State Meet

## Team Results







Mar 16-17, 2013

Page: 2

Printed: 3/17/2013 2:22:56 PM

Men / 4 / All Ages







Session: 4,5

Rank	Gym	Team	Score						
6	Naydenov	*	178.950	30.000 8	29.000 6	29.700 9	28.300 2	31.450 4	30.500 5
	4005 Nathan Ciobanu			10.600	10.300	10.600	9.600	10.800	11.400
	4004 Nicholas Nides			10.100	9.400	9.700	9.000	10.500	9.600
	4006 Jake Radtke			9.300	9.300	9.400	9.700	10.150	9.500
7	Bainbridge Island	*	175.200	29.700 10	28.200 7	30.000 7	27.700 6	29.200 8	30.400 6
	4049 Max Bispham			10.100			9.200		
	4045 Kiernan Liberman			9.800	9.500		9.300	9.700	10.400
	4050 Leo Uyekawa			9.800	9.000	10.400	9.200	9.300	
	4048 Owen Scheer				9.700	10.000		10.200	10.000
	4047 Tommy Goodham					9.600			
	4046 Josiah McDaniel								10.000
8	Metropolitan	*	174.200	30.300 7	27.300 9	31.200 4	26.900 10T	29.700 7	28.800 8
	4075 Mannuel Hilario			10.500	9.900	11.000	8.900	10.100	10.400
	4073 Nicholas Gulizia			9.900					9.300
	4090 Cesar Zarate-Juarez			9.900	8.400		8.900		
	4089 Jonah Tangco				9.000	9.800	9.100	9.700	9.100
	4077 Judah Moen					10.400		9.900	
9	Dynamic Gymnastics	*	170.600	31.200 4	24.900 11	29.600 10T	27.200 8	28.000 13	29.700 7T
	4059 Trevann Ignacio			10.700	7.900	9.900	9.700	9.600	10.100
	4061 Ethan Peterson			10.500	8.400	9.600	8.900	9.100	9.800
	4060 Jaeland Leman			10.000	8.600	10.100	8.600	9.300	9.800
10	Cascade Elite	*	170.500	27.600 13	27.400 8	30.700 6	26.200 11	28.900 10	29.700 7T
	4303 Mateo Sialer			9.600	9.600	10.100	8.800	9.800	10.700
	4033 Patrick Barrett			9.100	9.800	10.200	8.700	9.300	9.500
	4034 Matt Tang			8.900					
	4036 Judah Hirschman				8.000	10.400		9.800	
	4042 Benjamin Berger						8.700		9.500
11	Spokane Gymnastics	*	170.000	30.900 5	24.600 12	29.600 10T	27.900 4T	29.100 9	27.900 9
	4037 Keegan Estep			11.000	8.400	9.600	9.800	10.100	9.800
	4062 Porter Aeschliman			10.500	9.500	11.100	9.400	10.400	9.700
	4038 Ben Fletcher			9.400	6.700	8.900	8.700	8.600	8.400

# 2013 Washington State Meet

## Team Results

Mar 16-17, 2013

Rank	Gym	Team	Score						
12	Mid Columbia	*	162.700	28.700	26.200	26.500	25.800	28.200	27.300
				11	10	12	12	12	10
	4098	Christian Penick		10.300		8.800			8.900
	4099	Brian Meier		9.300	8.800	9.100	8.800	9.600	9.400
	4093	Joey Pearson		9.100	9.800		8.400		9.000
	4092	Lane Braaten			7.600	8.600	8.600	9.800	
	4097	Matt Logston						8.800	
13	Emerald City	*	159.200	26.600	23.700	28.100	27.000	28.400	25.400
				14	14	11	9	11	11
	4067	Jaston Gray		9.700	7.900		8.900	9.700	8.900
	4069	Hiroshi Johnson		9.100	8.000	9.300	9.100	9.300	
	4064	Mason Alexander		7.800		9.500			8.500
	4063	Ollie Cheng			7.800	9.300			
	4068	Jacob Leiter					9.000	9.400	8.000
14	AIM Gymnastics	*	154.100	28.300	24.100	25.700	26.900	25.300	23.800
				12	13	13	10T	14	12
	4039	Ramsey Schenk		10.000	9.500	9.400	9.200	9.200	9.100
	4030	Noah Kissler		9.800	7.100	8.400	9.000	8.000	6.000
	4031	Austin Higgins		8.500	7.500	7.900	8.700	8.100	8.700
15	Rising Stars	*	109.400	18.900	16.900	19.100	18.100	19.200	17.200
				15	15	14	13	15	13
	4028	Wyatt Brickey		10.700	9.200	9.400	9.200	9.600	9.100
	4029	Cole Mauch		8.200	7.700	9.700	8.900	9.600	8.100
16	360 Gymnastics	*	55.700	9.000	7.500	10.200	9.700	9.500	9.800
				16	16	15	14	16	14
	4032	Jesse St.Onge		9.000	7.500	10.200	9.700	9.500	9.800