







# 2013 Washington State Meet

## Meet Results

Mar 16-17, 2013

| Rank | Num  | Name                 | Gym               |  |  |  |  |  |  | AA     |
|------|------|----------------------|-------------------|---|---|---|---|---|---|--------|
| 1    | 5023 | Ivan Bury            | Cascade Elite     | Diff: 2.000   | 1.600   | 1.600   | 0.200   | 2.200   | 1.700   |        |
|      |      |                      |                   | Exec: 9.200   | 9.300   | 9.900   | 9.500   | 9.350   | 9.800   |        |
|      |      |                      |                   | ND:   |   |   |   |   |   |        |
|      |      |                      |                   | Final: 11.200   | 10.900  | 11.500  | 9.700   | 11.550  | 11.500  | 66.350 |
|      |      |                      |                   | Place: 4  | 3   | 2   | 1   | 1   | 2   | 1      |
| 2    | 5018 | Tanner Braunton      | Black Hills       | Diff: 2.100   | 1.800   | 2.100   | 0.200   | 1.700   | 1.300   |        |
|      |      |                      |                   | Exec: 9.500   | 9.300   | 9.700   | 9.400   | 9.400   | 9.500   |        |
|      |      |                      |                   | ND:   |   |   |   |   |   |        |
|      |      |                      |                   | Final: 11.600   | 11.100  | 11.800  | 9.600   | 11.100  | 10.800  | 66.000 |
|      |      |                      |                   | Place: 1  | 2   | 1   | 2   | 4   | 4*  | 2      |
| 3    | 5066 | Renat Jr. Mamikonyan | Metropolitan      | Diff: 2.000   | 1.900   | 2.000   | 0.100   | 2.100   | 1.300   |        |
|      |      |                      |                   | Exec: 9.300   | 9.400   | 8.900   | 9.100   | 9.300   | 9.500   |        |
|      |      |                      |                   | ND:   |   |   |   |   |   |        |
|      |      |                      |                   | Final: 11.300   | 11.300  | 10.900  | 9.200   | 11.400  | 10.800  | 64.900 |
|      |      |                      |                   | Place: 3*   | 1   | 3   | 7*  | 2   | 4*  | 3      |
| 4    | 5071 | Alan Sovrebov        | Metropolitan      | Diff: 1.900   | 1.800   | 1.800   | 0.100   | 1.400   | 2.000   |        |
|      |      |                      |                   | Exec: 9.500   | 9.050   | 8.800   | 9.300   | 9.300   | 9.800   |        |
|      |      |                      |                   | ND:   |   |   |   |   |   |        |
|      |      |                      |                   | Final: 11.400   | 10.850  | 10.600  | 9.400   | 10.700  | 11.800  | 64.750 |
|      |      |                      |                   | Place: 2  | 4   | 5T  | 5   | 5T  | 1   | 4      |
| 5    | 5046 | Tyler Hogan          | Auburn Gymnastics | Diff: 2.000   | 1.700   | 1.700   | 0.100   | 1.500   | 1.200   |        |
|      |      |                      |                   | Exec: 9.300   | 9.100   | 8.900   | 8.700   | 9.200   | 9.400   |        |
|      |      |                      |                   | ND:   |   |   |   |   |   |        |
|      |      |                      |                   | Final: 11.300   | 10.800  | 10.600  | 8.800   | 10.700  | 10.600  | 62.800 |
|      |      |                      |                   | Place: 3*   | 5T  | 5T  | 10*   | 5T  | 5T  | 5      |
| 6    | 5070 | Haeden Zarapkar      | Metropolitan      | Diff: 1.800   | 1.700   | 1.800   | 0.100   | 1.200   | 1.900   |        |
|      |      |                      |                   | Exec: 9.100   | 8.800   | 8.200   | 9.100   | 9.200   | 9.400   |        |
|      |      |                      |                   | ND:   |   |   |   |   |   |        |
|      |      |                      |                   | Final: 10.900   | 10.500  | 10.000  | 9.200   | 10.400  | 11.300  | 62.300 |
|      |      |                      |                   | Place: 6  | 6   | 6   | 7*  | 6T  | 3   | 6      |
| 7    | 5069 | Kyle Bender          | Metropolitan      | Diff: 1.200   | 1.900   | 1.800   | 0.100   | 1.700   | 0.700   |        |
|      |      |                      |                   | Exec: 8.400   | 8.900   | 9.000   | 9.100   | 9.500   | 8.900   |        |
|      |      |                      |                   | ND:   |   |   |   |   |   |        |
|      |      |                      |                   | Final: 9.600  | 10.800  | 10.800  | 9.200   | 11.200  | 9.600   | 61.200 |
|      |      |                      |                   | Place: 12   | 5T  | 4   | 7*  | 3   | 10  | 7      |
| 8    | 5024 | Daniel Davidai       | Cascade Elite     | Diff: 1.800   | 1.000   | 0.600   | 0.200   | 0.300   | 0.800   |        |
|      |      |                      |                   | Exec: 9.300   | 9.100   | 8.700   | 9.300   | 9.400   | 9.300   |        |
|      |      |                      |                   | ND:   |   |   |   |   |   |        |
|      |      |                      |                   | Final: 11.100   | 10.100  | 9.300   | 9.500   | 9.700   | 10.100  | 59.800 |
|      |      |                      |                   | Place: 5  | 7   | 9*  | 4*  | 11  | 7*  | 8      |
| 9    | 5055 | Cole Hunt            | Emerald City      | Diff: 0.900   | 1.500   | 1.000   | 0.200   | 1.500   | 1.200   |        |
|      |      |                      |                   | Exec: 9.700   | 8.400   | 8.300   | 8.900   | 8.100   | 8.600   |        |
|      |      |                      |                   | ND:   |   |   |   |   |   |        |
|      |      |                      |                   | Final: 10.600   | 9.900   | 9.300   | 9.100   | 9.600   | 9.800   | 58.300 |
|      |      |                      |                   | Place: 7  | 8T  | 9T  | 8T  | 12  | 9T  | 9      |
| 10   | 5016 | Zach Hulshizer       | Black Hills       | Diff: 1.400   | 0.100   | 1.100   | 0.100   | 0.800   | 1.000   |        |
|      |      |                      |                   | Exec: 8.900   | 7.600   | 8.400   | 9.200   | 9.200   | 9.600   |        |
|      |      |                      |                   | ND:   | -0.100  |   |   |   |   |        |
|      |      |                      |                   | Final: 10.300   | 7.600   | 9.500   | 9.300   | 10.000  | 10.600  | 57.300 |
|      |      |                      |                   | Place: 8T   | 16  | 8   | 6   | 8   | 5T  | 10     |







# 2013 Washington State Meet

## Meet Results

Men / 5 / 7-8

Mar 16-17, 2013

Session: 1

| Rank | Num  | Name             | Gym                 |  |  |  |  |  |  | AA     |
|------|------|------------------|---------------------|---|---|---|---|---|---|--------|
| 11   | 5302 | Drake Miesel     | Cascade Elite       | Diff: 0.800   | 1.200   | 1.300   | 0.100   | 0.300   | 0.800   |        |
|      |      |                  |                     | Exec: 8.900   | 8.700   | 8.400   | 8.500   | 8.900   | 9.300   |        |
|      |      |                  |                     | ND:   |   |   |   |   |   |        |
|      |      |                  |                     | Final: 9.700  | 9.900   | 9.700   | 8.600   | 9.200   | 10.100  | 57.200 |
|      |      |                  |                     | Place: 11   | 8T  | 7   | 12*   | 15  | 7*  | 11     |
| 12   | 5072 | Jeff Bivens      | VEGA                | Diff: 1.300   | 1.700   | 0.700   | 0.200   | 1.300   | 0.800   |        |
|      |      |                  |                     | Exec: 9.000   | 6.800   | 7.700   | 9.300   | 8.600   | 9.000   |        |
|      |      |                  |                     | ND:   |   |   |   |   |   |        |
|      |      |                  |                     | Final: 10.300   | 8.500   | 8.400   | 9.500   | 9.900   | 9.800   | 56.400 |
|      |      |                  |                     | Place: 8T   | 11T   | 15T   | 4*  | 9   | 9T  | 12     |
| 13T  | 5300 | Kaden Cramer     | Black Hills         | Diff: 0.800   | 0.500   | 0.800   | 0.100   | 0.900   | 0.100   |        |
|      |      |                  |                     | Exec: 9.100   | 9.100   | 8.200   | 8.600   | 9.500   | 8.300   |        |
|      |      |                  |                     | ND:   |   |   |   | 0.000   |   |        |
|      |      |                  |                     | Final: 9.900  | 9.600   | 9.000   | 8.700   | 10.400  | 8.400   | 56.000 |
|      |      |                  |                     | Place: 10T  | 9   | 12  | 11  | 6T  | 13T   | 13T    |
| 13T  | 5058 | Tyson Smith      | Eastside Gymnastics | Diff: 0.600   | 0.700   | 0.600   | 0.100   | 0.300   | 0.800   |        |
|      |      |                  |                     | Exec: 9.300   | 7.800   | 8.300   | 9.100   | 9.000   | 9.400   |        |
|      |      |                  |                     | ND:   |   |   |   |   |   |        |
|      |      |                  |                     | Final: 9.900  | 8.500   | 8.900   | 9.200   | 9.300   | 10.200  | 56.000 |
|      |      |                  |                     | Place: 10T  | 11*   | 13T   | 7*  | 14  | 6   | 13T    |
| 14   | 5044 | David Thew       | Dynamic Gymnastics  | Diff: 0.500   | 0.100   | 0.500   | 0.100   | 0.800   | 0.900   |        |
|      |      |                  |                     | Exec: 8.900   | 8.200   | 8.400   | 9.100   | 8.700   | 9.000   |        |
|      |      |                  |                     | ND:   | -0.100  |   |   |   |   |        |
|      |      |                  |                     | Final: 9.400  | 8.200   | 8.900   | 9.200   | 9.500   | 9.900   | 55.100 |
|      |      |                  |                     | Place: 13T  | 13  | 13T   | 7*  | 13  | 8   | 14     |
| 15   | 5005 | Raymon Rodriguez | Naydenov            | Diff: 1.200   | 1.000   | 1.200   | 0.100   | 0.100   | 0.300   |        |
|      |      |                  |                     | Exec: 8.700   | 7.100   | 8.000   | 9.000   | 8.800   | 8.600   |        |
|      |      |                  |                     | ND:   |   |   |   | 0.100   |   |        |
|      |      |                  |                     | Final: 9.900  | 8.100   | 9.200   | 9.100   | 9.000   | 8.900   | 54.200 |
|      |      |                  |                     | Place: 10T  | 14  | 10  | 8T  | 16  | 12T   | 15     |
| 16   | 5042 | Samual Leman     | Dynamic Gymnastics  | Diff: 0.800   | 0.200   | 0.100   | 0.100   | 1.400   | 0.100   |        |
|      |      |                  |                     | Exec: 9.400   | 7.800   | 8.700   | 8.700   | 8.800   | 7.900   |        |
|      |      |                  |                     | ND:   |   |   |   |   |   |        |
|      |      |                  |                     | Final: 10.200   | 8.000   | 8.800   | 8.800   | 10.200  | 8.000   | 54.000 |
|      |      |                  |                     | Place: 9  | 15  | 14  | 10*   | 7   | 15  | 16     |
| 17   | 5063 | Hunter Smith     | Emerald City        | Diff: 0.700   | 0.500   | 0.600   | 0.100   | 0.800   | 0.100   |        |
|      |      |                  |                     | Exec: 8.700   | 7.000   | 8.700   | 8.500   | 9.000   | 8.000   |        |
|      |      |                  |                     | ND:   |   |   |   |   |   |        |
|      |      |                  |                     | Final: 9.400  | 7.500   | 9.300   | 8.600   | 9.800   | 8.100   | 52.700 |
|      |      |                  |                     | Place: 13T  | 17T   | 9*  | 12*   | 10  | 14  | 17     |
| 18   | 5061 | Jack Wanicheck   | Mid Columbia        | Diff: 0.700   | 0.700   | 0.100   | 0.200   | 0.200   | 0.400   |        |
|      |      |                  |                     | Exec: 7.800   | 7.600   | 7.100   | 8.800   | 8.400   | 8.500   |        |
|      |      |                  |                     | ND:   |   |   |   |   |   |        |
|      |      |                  |                     | Final: 8.500  | 8.300   | 7.200   | 9.000   | 8.600   | 8.900   | 50.500 |
|      |      |                  |                     | Place: 15   | 12  | 18T   | 9T  | 18T   | 12T   | 18     |
| 19   | 5019 | Nicholas Braun   | Black Hills         | Diff: 0.100   | 0.200   | 1.100   | 0.200   | 0.100   | 0.200   |        |
|      |      |                  |                     | Exec: 7.600   | 7.000   | 7.300   | 8.600   | 8.800   | 9.000   |        |
|      |      |                  |                     | ND:   | -0.100  |   |   | -0.100  |   |        |
|      |      |                  |                     | Final: 7.600  | 7.200   | 8.400   | 8.800   | 8.800   | 9.200   | 50.000 |
|      |      |                  |                     | Place: 18   | 18  | 15T   | 10T   | 17  | 11  | 19     |

# 2013 Washington State Meet







## Meet Results

Mar 16-17, 2013

Page: 3  
Printed: 3/16/2013 11:59:43 AM

Men / 5 / 7-8







Session: 1

| Rank | Num  | Name             | Gym                  |  |  |  |  |  |  | AA     |
|------|------|------------------|----------------------|---|---|---|---|---|---|--------|
| 20   | 5010 | Stryder Deyerin  | Mt. Baker Gymnastics | Diff: 0.700   | 0.700   | 0.700   | 0.100   | 0.100   | 0.200   |        |
|      |      |                  |                      | Exec: 8.500   | 6.800   | 7.600   | 7.900   | 8.500   | 7.700   |        |
|      |      |                  |                      | ND: _____   | _____   | _____   | _____   | _____   | _____   |        |
|      |      |                  |                      | Final: 9.200  | 7.500   | 8.300   | 8.000   | 8.600   | 7.900   | 49.500 |
|      |      |                  |                      | Place: 14   | 17T   | 16  | 13  | 18T   | 16  | 20     |
| 21   | 5074 | Alec Reitz       | Mid Columbia         | Diff: 0.700   | 0.200   | 0.600   | 0.100   | 0.100   | 0.300   |        |
|      |      |                  |                      | Exec: 7.200   | 8.400   | 7.400   | 6.900   | 8.200   | 8.100   |        |
|      |      |                  |                      | ND: _____   | _____   | _____   | _____   | 0.100   | _____   |        |
|      |      |                  |                      | Final: 7.900  | 8.600   | 8.000   | 7.000   | 8.400   | 8.400   | 48.300 |
|      |      |                  |                      | Place: 16   | 10  | 17  | 14  | 19T   | 13T   | 21     |
| 22   | 5015 | Brandon St.Marie | 360 Gymnastics       | Diff: 0.100   | 0.700   | 0.600   | 0.100   | 0.200   | 0.500   |        |
|      |      |                  |                      | Exec: 8.600   | 7.800   | 6.600   | 8.900   | 8.100   | 7.000   |        |
|      |      |                  |                      | ND: -2.900  | _____   | _____   | _____   | _____   | _____   |        |
|      |      |                  |                      | Final: 5.800  | 8.500   | 7.200   | 9.000   | 8.300   | 7.500   | 46.300 |
|      |      |                  |                      | Place: 19   | 11*   | 18T   | 9T  | 20  | 17  | 22     |
| 23   | 5020 | Jakob Huttmann   | Black Hills          | Diff: 0.500   | 0.200   | 0.600   | 0.200   | 0.100   | 0.100   |        |
|      |      |                  |                      | Exec: 7.200   | 3.900   | 8.500   | 9.350   | 8.400   | 7.000   |        |
|      |      |                  |                      | ND: _____   | _____   | _____   | _____   | -0.100  | -0.100  |        |
|      |      |                  |                      | Final: 7.700  | 4.100   | 9.100   | 9.550   | 8.400   | 7.000   | 45.850 |
|      |      |                  |                      | Place: 17   | 19  | 11  | 3   | 19T   | 18  | 23     |

# 2013 Washington State Meet

## Meet Results







Mar 16-17, 2013

| Rank | Num  | Name             | Gym                |  |  |  |  |  |  | AA     |
|------|------|------------------|--------------------|---|---|---|---|---|---|--------|
| 1    | 5035 | Isaac Poole      | Seattle Gymnastics | Diff: 1.800   | 2.000   | 2.000   | 0.200   | 1.700   | 1.000   |        |
|      |      |                  |                    | Exec: 9.000   | 9.400   | 9.500   | 9.500   | 9.500   | 9.800   |        |
|      |      |                  |                    | ND:   |   |   |   |   |   |        |
|      |      |                  |                    | Final: 10.800   | 11.400  | 11.500  | 9.700   | 11.200  | 10.800  | 65.400 |
|      |      |                  |                    | Place: 2T   | 1   | 1   | 1   | 1   | 3   | 1      |
| 2    | 5021 | Justin Kendrick  | Cascade Elite      | Diff: 1.300   | 1.800   | 1.500   | 0.200   | 1.500   | 0.800   |        |
|      |      |                  |                    | Exec: 9.100   | 8.900   | 9.200   | 9.200   | 9.300   | 9.200   |        |
|      |      |                  |                    | ND:   |   |   |   |   |   |        |
|      |      |                  |                    | Final: 10.400   | 10.700  | 10.700  | 9.400   | 10.800  | 10.000  | 62.000 |
|      |      |                  |                    | Place: 4  | 4   | 2T  | 4   | 2T  | 8   | 2      |
| 3    | 5050 | Christopher Gunn | Auburn Gymnastics  | Diff: 1.500   | 1.900   | 1.800   | 0.100   | 0.700   | 1.100   |        |
|      |      |                  |                    | Exec: 8.300   | 9.300   | 8.900   | 8.800   | 9.300   | 9.500   |        |
|      |      |                  |                    | ND:   |   |   |   |   |   |        |
|      |      |                  |                    | Final: 9.800  | 11.200  | 10.700  | 8.900   | 10.000  | 10.600  | 61.200 |
|      |      |                  |                    | Place: 8  | 2   | 2T  | 9T  | 4*  | 5   | 3      |
| 4    | 5048 | Nicolas Gunn     | Auburn Gymnastics  | Diff: 1.300   | 1.200   | 0.600   | 0.200   | 0.800   | 1.400   |        |
|      |      |                  |                    | Exec: 9.600   | 8.800   | 8.900   | 9.300   | 9.200   | 9.500   |        |
|      |      |                  |                    | ND:   |   |   |   |   |   |        |
|      |      |                  |                    | Final: 10.900   | 10.000  | 9.500   | 9.500   | 10.000  | 10.900  | 60.800 |
|      |      |                  |                    | Place: 1  | 10T   | 7   | 3*  | 4*  | 2T  | 4      |
| 5    | 5001 | Nathaniel Davis  | VEGA               | Diff: 1.300   | 1.800   | 1.700   | 0.100   | 1.600   | 1.200   |        |
|      |      |                  |                    | Exec: 8.600   | 8.400   | 7.600   | 9.100   | 9.200   | 9.500   |        |
|      |      |                  |                    | ND:   |   |   |   |   |   |        |
|      |      |                  |                    | Final: 9.900  | 10.200  | 9.300   | 9.200   | 10.800  | 10.700  | 60.100 |
|      |      |                  |                    | Place: 7*   | 8T  | 9T  | 6*  | 2T  | 4*  | 5      |
| 6    | 5051 | Blake Leahy      | Auburn Gymnastics  | Diff: 1.300   | 1.700   | 0.100   | 0.200   | 0.100   | 1.500   |        |
|      |      |                  |                    | Exec: 9.500   | 8.900   | 8.900   | 9.000   | 9.300   | 9.400   |        |
|      |      |                  |                    | ND:   |   | -0.100  |   |   |   |        |
|      |      |                  |                    | Final: 10.800   | 10.600  | 8.900   | 9.200   | 9.400   | 10.900  | 59.800 |
|      |      |                  |                    | Place: 2T   | 5   | 11  | 6*  | 10T   | 2T  | 6      |
| 7    | 5026 | Owen Jones       | Seattle Gymnastics | Diff: 0.500   | 1.600   | 1.100   | 0.200   | 0.700   | 0.600   |        |
|      |      |                  |                    | Exec: 9.500   | 9.200   | 8.700   | 9.000   | 9.100   | 9.500   |        |
|      |      |                  |                    | ND:   |   |   |   |   |   |        |
|      |      |                  |                    | Final: 10.000   | 10.800  | 9.800   | 9.200   | 9.800   | 10.100  | 59.700 |
|      |      |                  |                    | Place: 6T   | 3   | 5T  | 6*  | 7T  | 7T  | 7      |
| 8    | 5043 | Nicholas Henning | Dynamic Gymnastics | Diff: 0.800   | 1.700   | 0.600   | 0.200   | 0.700   | 0.700   |        |
|      |      |                  |                    | Exec: 9.700   | 8.700   | 9.100   | 9.300   | 9.000   | 8.800   |        |
|      |      |                  |                    | ND:   |   |   |   |   |   |        |
|      |      |                  |                    | Final: 10.500   | 10.400  | 9.700   | 9.500   | 9.700   | 9.500   | 59.300 |
|      |      |                  |                    | Place: 3  | 6   | 6   | 3*  | 8T  | 12  | 8      |
| 9    | 5006 | Nathan Hays      | Naydenov           | Diff: 0.700   | 1.200   | 1.200   | 0.100   | 0.300   | 1.200   |        |
|      |      |                  |                    | Exec: 8.600   | 8.900   | 8.600   | 9.200   | 9.400   | 9.500   |        |
|      |      |                  |                    | ND:   |   |   |   |   |   |        |
|      |      |                  |                    | Final: 9.300  | 10.100  | 9.800   | 9.300   | 9.700   | 10.700  | 58.900 |
|      |      |                  |                    | Place: 11   | 9*  | 5T  | 5T  | 8T  | 4*  | 9      |
| 10   | 5034 | Kisho McDonald   | Seattle Gymnastics | Diff: 0.900   | 1.200   | 0.900   | 0.200   | 0.500   | 0.400   |        |
|      |      |                  |                    | Exec: 9.100   | 8.600   | 9.000   | 9.400   | 9.350   | 9.200   |        |
|      |      |                  |                    | ND:   |   |   |   |   |   |        |
|      |      |                  |                    | Final: 10.000   | 9.800   | 9.900   | 9.600   | 9.850   | 9.600   | 58.750 |
|      |      |                  |                    | Place: 6T   | 11  | 4   | 2   | 6   | 11  | 10     |

# 2013 Washington State Meet

## Meet Results







Mar 16-17, 2013

| Rank | Num  | Name            | Gym                 |  |  |  |  |  |  | AA     |
|------|------|-----------------|---------------------|---|---|---|---|---|---|--------|
| 11   | 5033 | Nikolas Ioannou | Seattle Gymnastics  | Diff: 0.300   | 0.900   | 0.300   | 0.100   | 0.400   | 0.200   |        |
|      |      |                 |                     | Exec: 9.400   | 9.300   | 9.100   | 9.400   | 9.500   | 9.100   |        |
|      |      |                 |                     | ND: _____   | _____   | _____   | _____   | _____   | _____   |        |
|      |      |                 |                     | Final: 9.700  | 10.200  | 9.400   | 9.500   | 9.900   | 9.300   | 58.000 |
|      |      |                 |                     | Place: 9T   | 8T  | 8   | 3T  | 5   | 13T   | 11     |
| 12   | 5056 | Alexander Tsao  | Emerald City        | Diff: 0.700   | 1.200   | 1.200   | 0.200   | 0.500   | 1.500   |        |
|      |      |                 |                     | Exec: 8.700   | 8.900   | 7.600   | 8.700   | 8.900   | 9.800   |        |
|      |      |                 |                     | ND: _____   | _____   | _____   | _____   | _____   | _____   |        |
|      |      |                 |                     | Final: 9.400  | 10.100  | 8.800   | 8.900   | 9.400   | 11.300  | 57.900 |
|      |      |                 |                     | Place: 10T  | 9*  | 12T   | 9*  | 10T   | 1   | 12     |
| 13   | 5064 | Max Luna        | Emerald City        | Diff: 0.700   | 1.700   | 0.900   | 0.200   | 0.200   | 0.500   |        |
|      |      |                 |                     | Exec: 9.000   | 8.300   | 8.900   | 8.900   | 9.200   | 9.300   |        |
|      |      |                 |                     | ND: _____   | _____   | _____   | _____   | _____   | _____   |        |
|      |      |                 |                     | Final: 9.700  | 10.000  | 9.800   | 9.100   | 9.400   | 9.800   | 57.800 |
|      |      |                 |                     | Place: 9T   | 10T   | 5T  | 7*  | 10T   | 10  | 13     |
| 14   | 5054 | Eric Markov     | Emerald City        | Diff: 1.200   | 1.200   | 1.100   | 0.200   | 0.800   | 1.300   |        |
|      |      |                 |                     | Exec: 8.200   | 9.100   | 7.400   | 9.000   | 9.200   | 8.800   |        |
|      |      |                 |                     | ND: _____   | _____   | _____   | _____   | _____   | _____   |        |
|      |      |                 |                     | Final: 9.400  | 10.300  | 8.500   | 9.200   | 10.000  | 10.100  | 57.500 |
|      |      |                 |                     | Place: 10T  | 7   | 15T   | 6*  | 4*  | 7T  | 14     |
| 15   | 5057 | Xander Agate    | Eastside Gymnastics | Diff: 0.700   | 0.700   | 0.700   | 0.200   | 0.700   | 0.600   |        |
|      |      |                 |                     | Exec: 9.600   | 8.400   | 8.600   | 9.100   | 8.700   | 9.300   |        |
|      |      |                 |                     | ND: _____   | _____   | _____   | _____   | _____   | _____   |        |
|      |      |                 |                     | Final: 10.300   | 9.100   | 9.300   | 9.300   | 9.400   | 9.900   | 57.300 |
|      |      |                 |                     | Place: 5  | 14  | 9*  | 5*  | 10T   | 9T  | 15     |
| 16   | 5037 | Drew Allen      | Seattle Gymnastics  | Diff: 0.900   | 0.100   | 0.500   | 0.100   | 1.000   | 0.700   |        |
|      |      |                 |                     | Exec: 9.000   | 8.400   | 7.900   | 8.900   | 9.300   | 9.500   |        |
|      |      |                 |                     | ND: _____   | -0.100  | _____   | _____   | _____   | _____   |        |
|      |      |                 |                     | Final: 9.900  | 8.400   | 8.400   | 9.000   | 10.300  | 10.200  | 56.200 |
|      |      |                 |                     | Place: 7T   | 17  | 16  | 8T  | 3   | 6   | 16     |
| 17   | 5009 | Gavin Bullock   | Black Hills         | Diff: 1.300   | 0.100   | 0.500   | 0.200   | 0.700   | 0.800   |        |
|      |      |                 |                     | Exec: 8.600   | 8.500   | 8.100   | 8.800   | 9.300   | 9.100   |        |
|      |      |                 |                     | ND: _____   | -0.100  | _____   | _____   | _____   | _____   |        |
|      |      |                 |                     | Final: 9.900  | 8.500   | 8.600   | 9.000   | 10.000  | 9.900   | 55.900 |
|      |      |                 |                     | Place: 7*   | 16  | 14T   | 8T  | 4*  | 9T  | 17     |
| 18   | 5025 | Cliff Knechtel  | Cascade Elite       | Diff: 0.300   | 1.000   | 0.700   | 0.200   | 0.100   | 1.200   |        |
|      |      |                 |                     | Exec: 8.500   | 8.500   | 8.600   | 8.700   | 9.100   | 8.900   |        |
|      |      |                 |                     | ND: _____   | _____   | _____   | _____   | _____   | _____   |        |
|      |      |                 |                     | Final: 8.800  | 9.500   | 9.300   | 8.900   | 9.200   | 10.100  | 55.800 |
|      |      |                 |                     | Place: 13*  | 13  | 9*  | 9*  | 11  | 7T  | 18     |
| 19T  | 5036 | Henry Singer    | Seattle Gymnastics  | Diff: 0.100   | 0.100   | 1.800   | 0.200   | 0.400   | 0.400   |        |
|      |      |                 |                     | Exec: 7.600   | 7.700   | 8.800   | 9.100   | 9.200   | 8.700   |        |
|      |      |                 |                     | ND: _____   | -0.100  | _____   | _____   | _____   | _____   |        |
|      |      |                 |                     | Final: 7.700  | 7.700   | 10.600  | 9.300   | 9.600   | 9.100   | 54.000 |
|      |      |                 |                     | Place: 15*  | 20  | 3   | 5*  | 9   | 14  | 19T    |
| 19T  | 5038 | Daniel Triplett | Seattle Gymnastics  | Diff: 0.100   | 1.200   | 0.800   | 0.100   | 0.500   | 0.200   |        |
|      |      |                 |                     | Exec: 7.600   | 8.900   | 8.400   | 8.500   | 9.200   | 8.500   |        |
|      |      |                 |                     | ND: _____   | _____   | _____   | _____   | _____   | _____   |        |
|      |      |                 |                     | Final: 7.700  | 10.100  | 9.200   | 8.600   | 9.700   | 8.700   | 54.000 |
|      |      |                 |                     | Place: 15*  | 9*  | 10  | 11T   | 8T  | 17  | 19T    |

# 2013 Washington State Meet

## Meet Results

Mar 16-17, 2013

| Rank | Num  | Name             | Gym                  |  |  |  |  |  |  | AA     |
|------|------|------------------|----------------------|---|---|---|---|---|---|--------|
| 19T  | 5039 | Benjamin Mefford | Seattle Gymnastics   | Diff: 0.100   | 0.700   | 0.300   | 0.200   | 0.100   | 0.100   |        |
|      |      |                  |                      | Exec: 9.300   | 8.900   | 8.500   | 8.500   | 8.800   | 8.600   |        |
|      |      |                  |                      | ND: _____   | _____   | _____   | _____   | _____   | -0.100  |        |
|      |      |                  |                      | Final: 9.400  | 9.600   | 8.800   | 8.700   | 8.900   | 8.600   | 54.000 |
|      |      |                  |                      | Place: 10T  | 12  | 12T   | 10  | 12T   | 18  | 19T    |
| 20   | 5013 | Henry Pals       | 360 Gymnastics       | Diff: 0.300   | 0.200   | 0.300   | 0.200   | 0.800   | 1.000   |        |
|      |      |                  |                      | Exec: 8.500   | 7.800   | 8.200   | 8.900   | 9.000   | 8.300   |        |
|      |      |                  |                      | ND: _____   | _____   | _____   | _____   | _____   | _____   |        |
|      |      |                  |                      | Final: 8.800  | 8.000   | 8.500   | 9.100   | 9.800   | 9.300   | 53.500 |
|      |      |                  |                      | Place: 13*  | 18  | 15T   | 7*  | 7T  | 13T   | 20     |
| 21   | 5022 | Joshua Hylton    | Cascade Elite        | Diff: 0.200   | 0.700   | 0.100   | 0.200   | 0.200   | 0.200   |        |
|      |      |                  |                      | Exec: 8.300   | 8.200   | 8.500   | 8.400   | 8.500   | 8.000   |        |
|      |      |                  |                      | ND: _____   | _____   | _____   | _____   | _____   | _____   |        |
|      |      |                  |                      | Final: 8.500  | 8.900   | 8.600   | 8.600   | 8.700   | 8.200   | 51.500 |
|      |      |                  |                      | Place: 14T  | 15  | 14T   | 11T   | 14*   | 19  | 21     |
| 22   | 5059 | Taylor Anderson  | Eastside Gymnastics  | Diff: 0.300   | 0.500   | 0.300   | 0.200   | 0.200   | 0.500   |        |
|      |      |                  |                      | Exec: 8.800   | 7.300   | 7.000   | 8.700   | 8.700   | 8.500   |        |
|      |      |                  |                      | ND: _____   | _____   | _____   | _____   | _____   | _____   |        |
|      |      |                  |                      | Final: 9.100  | 7.800   | 7.300   | 8.900   | 8.900   | 9.000   | 51.000 |
|      |      |                  |                      | Place: 12*  | 19*   | 18  | 9*  | 12T   | 15  | 22     |
| 23   | 5068 | Lance Puckett    | Metropolitan         | Diff: 0.300   | 0.700   | 0.100   | 0.200   | 0.200   | 1.200   |        |
|      |      |                  |                      | Exec: 8.800   | 6.500   | 7.100   | 9.300   | 8.500   | 7.600   |        |
|      |      |                  |                      | ND: _____   | _____   | _____   | _____   | _____   | _____   |        |
|      |      |                  |                      | Final: 9.100  | 7.200   | 7.200   | 9.500   | 8.700   | 8.800   | 50.500 |
|      |      |                  |                      | Place: 12*  | 21  | 19  | 3*  | 14*   | 16  | 23     |
| 24   | 5045 | Brian Fox        | Summit Gymnastics    | Diff: 0.200   | 0.500   | 0.300   | 0.100   | 0.300   | 0.500   |        |
|      |      |                  |                      | Exec: 8.600   | 7.300   | 8.700   | 9.100   | 8.500   | 7.000   |        |
|      |      |                  |                      | ND: _____   | _____   | -1.000  | _____   | _____   | _____   |        |
|      |      |                  |                      | Final: 8.800  | 7.800   | 8.000   | 9.200   | 8.800   | 7.500   | 50.100 |
|      |      |                  |                      | Place: 13T  | 19*   | 17  | 6*  | 13T   | 21  | 24     |
| 25   | 5011 | Jira Padrnos     | Mt. Baker Gymnastics | Diff: 0.100   | 0.500   | 0.300   | 0.100   | 0.500   | 0.200   |        |
|      |      |                  |                      | Exec: 8.500   | 6.600   | 8.400   | 9.000   | 8.300   | 7.000   |        |
|      |      |                  |                      | ND: -0.100  | _____   | _____   | _____   | _____   | _____   |        |
|      |      |                  |                      | Final: 8.500  | 7.100   | 8.700   | 9.100   | 8.800   | 7.200   | 49.400 |
|      |      |                  |                      | Place: 14T  | 22  | 13  | 7T  | 13T   | 22  | 25     |
| 26   | 5014 | Brayden Hoyt     | 360 Gymnastics       | Diff: 0.100   | 0.100   | 0.600   | 0.100   | 0.100   | 0.500   |        |
|      |      |                  |                      | Exec: 6.600   | 4.600   | 6.400   | 8.400   | 7.500   | 7.300   |        |
|      |      |                  |                      | ND: -2.100  | -0.100  | _____   | _____   | -0.100  | _____   |        |
|      |      |                  |                      | Final: 4.600  | 4.600   | 7.000   | 8.500   | 7.500   | 7.800   | 40.000 |
|      |      |                  |                      | Place: 16   | 23  | 20  | 12  | 15  | 20  | 26     |

# 2013 Washington State Meet

## Meet Results







Mar 16-17, 2013

Page: 1  
Printed: 3/16/2013 12:00:09 PM

Men / 5 / 11+

Session: 1







Judge's Signatures

| Rank | Num  | Name             | Gym                | Diff:         |  |  |  |  |  |  | AA     |
|------|------|------------------|--------------------|---------------|---|---|---|---|---|---|--------|
| 1    | 5049 | Dominic Lewis    | Auburn Gymnastics  | Diff: 1.800   | 1.800   | 1.600   | 0.200   | 1.100   | 1.500   |   |        |
|      |      |                  |                    | Exec: 9.400   | 9.100   | 8.100   | 9.400   | 8.700   | 9.800   |   |        |
|      |      |                  |                    | ND:           |   |   |   |   |   |   |        |
|      |      |                  |                    | Final: 11.200 | 10.900  | 9.700   | 9.600   | 9.800   | 11.300  |   | 62.500 |
|      |      |                  |                    | Place: 3      | 1   | 4T  | 5*  | 4   | 2   |   | 1      |
| 2    | 5017 | Xavier Nunez     | Black Hills        | Diff: 1.900   | 1.400   | 1.900   | 0.200   | 1.300   | 1.300   |   |        |
|      |      |                  |                    | Exec: 9.400   | 8.000   | 9.100   | 9.500   | 9.200   | 9.200   |   |        |
|      |      |                  |                    | ND:           |   |   |   |   |   |   |        |
|      |      |                  |                    | Final: 11.300 | 9.400   | 11.000  | 9.700   | 10.500  | 10.500  |   | 62.400 |
|      |      |                  |                    | Place: 2      | 8T  | 1   | 4   | 1*  | 6   |   | 2      |
| 3    | 5067 | Oscar Hemmert    | Metropolitan       | Diff: 1.100   | 1.700   | 2.000   | 0.200   | 1.300   | 1.700   |   |        |
|      |      |                  |                    | Exec: 8.600   | 8.000   | 8.800   | 9.400   | 9.200   | 9.900   |   |        |
|      |      |                  |                    | ND:           |   |   |   |   |   |   |        |
|      |      |                  |                    | Final: 9.700  | 9.700   | 10.800  | 9.600   | 10.500  | 11.600  |   | 61.900 |
|      |      |                  |                    | Place: 8T     | 5   | 2   | 5*  | 1*  | 1   |   | 3      |
| 4    | 5047 | Tristen Roberts  | Auburn Gymnastics  | Diff: 1.400   | 1.700   | 1.100   | 0.200   | 1.400   | 1.500   |   |        |
|      |      |                  |                    | Exec: 9.000   | 8.400   | 8.600   | 9.200   | 9.100   | 9.700   |   |        |
|      |      |                  |                    | ND:           |   |   |   |   |   |   |        |
|      |      |                  |                    | Final: 10.400 | 10.100  | 9.700   | 9.400   | 10.500  | 11.200  |   | 61.300 |
|      |      |                  |                    | Place: 5      | 3   | 4T  | 7*  | 1T  | 3   |   | 4      |
| 5    | 5200 | Anthony Alvarado | Peak Gymnastics    | Diff: 2.100   | 1.700   | 0.700   | 0.200   | 0.600   | 1.700   |   |        |
|      |      |                  |                    | Exec: 9.600   | 8.600   | 8.400   | 9.400   | 8.900   | 9.200   |   |        |
|      |      |                  |                    | ND:           |   |   |   |   |   |   |        |
|      |      |                  |                    | Final: 11.700 | 10.300  | 9.100   | 9.600   | 9.500   | 10.900  |   | 61.100 |
|      |      |                  |                    | Place: 1      | 2   | 8   | 5*  | 6T  | 4   |   | 5      |
| 6    | 5029 | Raji Fredrick    | AIM Gymnastics     | Diff: 1.100   | 0.200   | 1.500   | 0.100   | 1.700   | 1.400   |   |        |
|      |      |                  |                    | Exec: 9.200   | 7.400   | 8.400   | 9.750   | 8.700   | 9.300   |   |        |
|      |      |                  |                    | ND:           |   |   |   |   |   |   |        |
|      |      |                  |                    | Final: 10.300 | 7.600   | 9.900   | 9.850   | 10.400  | 10.700  |   | 58.750 |
|      |      |                  |                    | Place: 6T     | 18  | 3   | 2   | 2   | 5   |   | 6      |
| 7    | 5065 | Keinan Davis     | Emerald City       | Diff: 0.800   | 0.500   | 0.300   | 0.200   | 0.100   | 0.900   |   |        |
|      |      |                  |                    | Exec: 9.000   | 8.200   | 9.300   | 9.200   | 8.600   | 9.100   |   |        |
|      |      |                  |                    | ND:           |   |   |   |   |   |   |        |
|      |      |                  |                    | Final: 9.800  | 8.700   | 9.600   | 9.400   | 8.700   | 10.000  |   | 56.200 |
|      |      |                  |                    | Place: 7*     | 12  | 5   | 7*  | 12*   | 8   |   | 7      |
| 8    | 5008 | Alexander Stidd  | Naydenov           | Diff: 0.100   | 0.700   | 1.200   | 0.100   | 0.600   | 1.100   |   |        |
|      |      |                  |                    | Exec: 9.200   | 8.800   | 7.700   | 8.800   | 9.100   | 8.700   |   |        |
|      |      |                  |                    | ND:           |   |   |   |   |   |   |        |
|      |      |                  |                    | Final: 9.300  | 9.500   | 8.900   | 8.900   | 9.700   | 9.800   |   | 56.100 |
|      |      |                  |                    | Place: 11     | 7T  | 9*  | 10T   | 5   | 10  |   | 8      |
| 9T   | 5027 | Dylan Higgins    | AIM Gymnastics     | Diff: 0.800   | 1.200   | 0.500   | 0.200   | 0.500   | 1.500   |   |        |
|      |      |                  |                    | Exec: 9.000   | 7.100   | 8.400   | 9.600   | 8.300   | 8.800   |   |        |
|      |      |                  |                    | ND:           |   |   |   | -0.100  |   |   |        |
|      |      |                  |                    | Final: 9.800  | 8.300   | 8.900   | 9.800   | 8.700   | 10.300  |   | 55.800 |
|      |      |                  |                    | Place: 7*     | 15  | 9T  | 3   | 12T   | 7   |   | 9T     |
| 9T   | 5041 | Ty Phillips      | Dynamic Gymnastics | Diff: 0.600   | 1.200   | 1.200   | 0.200   | 0.300   | 0.700   |   |        |
|      |      |                  |                    | Exec: 8.900   | 7.600   | 7.700   | 9.700   | 8.800   | 8.900   |   |        |
|      |      |                  |                    | ND:           |   |   |   |   |   |   |        |
|      |      |                  |                    | Final: 9.500  | 8.800   | 8.900   | 9.900   | 9.100   | 9.600   |   | 55.800 |
|      |      |                  |                    | Place: 9      | 11T   | 9*  | 1   | 8   | 11  |   | 9T     |

# 2013 Washington State Meet

## Meet Results

Mar 16-17, 2013

| Rank | Num  | Name              | Gym               |  |  |  |  |  |  | AA     |
|------|------|-------------------|-------------------|---|---|---|---|---|---|--------|
| 10   | 5040 | Abe Muldrow       | Bainbridge Island | Diff: 0.600   | 1.000   | 0.700   | 0.200   | 0.100   | 0.500   |        |
|      |      |                   |                   | Exec: 9.100   | 8.000   | 8.500   | 9.200   | 8.700   | 8.600   |        |
|      |      |                   |                   | ND: _____   | _____   | _____   | _____   | -0.100  | _____   |        |
|      |      |                   |                   | Final: 9.700  | 9.000   | 9.200   | 9.400   | 8.700   | 9.100   | 55.100 |
|      |      |                   |                   | Place: 8T   | 9   | 7   | 7*  | 12T   | 13  | 10     |
| 11   | 5007 | Cameron Holmes    | Naydenov          | Diff: 1.100   | 0.500   | 0.600   | 0.200   | 0.200   | 0.500   |        |
|      |      |                   |                   | Exec: 9.600   | 8.400   | 7.000   | 9.200   | 9.300   | 8.000   |        |
|      |      |                   |                   | ND: _____   | _____   | _____   | _____   | _____   | _____   |        |
|      |      |                   |                   | Final: 10.700   | 8.900   | 7.600   | 9.400   | 9.500   | 8.500   | 54.600 |
|      |      |                   |                   | Place: 4  | 10  | 17T   | 7*  | 6T  | 17  | 11     |
| 12   | 5003 | Collin Hansen     | Bainbridge Island | Diff: 0.200   | 1.200   | 0.500   | 0.200   | 0.900   | 0.300   |        |
|      |      |                   |                   | Exec: 8.500   | 8.400   | 7.500   | 8.800   | 9.100   | 8.600   |        |
|      |      |                   |                   | ND: _____   | _____   | _____   | _____   | _____   | _____   |        |
|      |      |                   |                   | Final: 8.700  | 9.600   | 8.000   | 9.000   | 10.000  | 8.900   | 54.200 |
|      |      |                   |                   | Place: 13   | 6   | 13  | 9*  | 3   | 15  | 12     |
| 13   | 5052 | Blake Garrett     | Auburn Gymnastics | Diff: 1.300   | 0.500   | 0.100   | 0.200   | 0.700   | 0.700   |        |
|      |      |                   |                   | Exec: 8.400   | 8.900   | 7.600   | 9.200   | 8.500   | 7.900   |        |
|      |      |                   |                   | ND: _____   | _____   | _____   | _____   | _____   | _____   |        |
|      |      |                   |                   | Final: 9.700  | 9.400   | 7.700   | 9.400   | 9.200   | 8.600   | 54.000 |
|      |      |                   |                   | Place: 8T   | 8T  | 16  | 7*  | 7T  | 16  | 13     |
| 14   | 5301 | Tyler Miesel      | Cascade Elite     | Diff: 0.100   | 0.200   | 0.100   | 0.200   | 0.300   | 0.700   |        |
|      |      |                   |                   | Exec: 8.400   | 7.300   | 8.000   | 8.700   | 8.900   | 9.200   |        |
|      |      |                   |                   | ND: -0.100  | _____   | _____   | _____   | _____   | _____   |        |
|      |      |                   |                   | Final: 8.400  | 7.500   | 8.100   | 8.900   | 9.200   | 9.900   | 52.000 |
|      |      |                   |                   | Place: 14   | 19  | 12  | 10T   | 7T  | 9   | 14     |
| 15   | 5062 | Dylan Harbo       | Mid Columbia      | Diff: 0.700   | 0.700   | 0.500   | 0.200   | 0.300   | 0.200   |        |
|      |      |                   |                   | Exec: 8.700   | 8.100   | 7.100   | 8.900   | 8.600   | 7.600   |        |
|      |      |                   |                   | ND: _____   | _____   | _____   | _____   | _____   | _____   |        |
|      |      |                   |                   | Final: 9.400  | 8.800   | 7.600   | 9.100   | 8.900   | 7.800   | 51.600 |
|      |      |                   |                   | Place: 10T  | 11T   | 17T   | 8   | 10  | 21  | 15     |
| 16   | 5028 | Tyler Paris       | AIM Gymnastics    | Diff: 1.300   | 0.100   | 0.100   | 0.200   | 0.500   | 0.700   |        |
|      |      |                   |                   | Exec: 8.100   | 7.800   | 7.500   | 9.200   | 8.200   | 7.600   |        |
|      |      |                   |                   | ND: _____   | -0.100  | _____   | _____   | 0.100   | _____   |        |
|      |      |                   |                   | Final: 9.400  | 7.800   | 7.600   | 9.400   | 8.800   | 8.300   | 51.300 |
|      |      |                   |                   | Place: 10T  | 16  | 17T   | 7*  | 11T   | 18  | 16     |
| 17T  | 5031 | Michael Robinette | Mile High         | Diff: 1.300   | 0.700   | 0.300   | 0.200   | 0.100   | 0.100   |        |
|      |      |                   |                   | Exec: 9.000   | 7.000   | 8.200   | 9.200   | 8.600   | 6.400   |        |
|      |      |                   |                   | ND: _____   | _____   | _____   | _____   | _____   | -0.100  |        |
|      |      |                   |                   | Final: 10.300   | 7.700   | 8.500   | 9.400   | 8.700   | 6.400   | 51.000 |
|      |      |                   |                   | Place: 6T   | 17  | 10  | 7*  | 12*   | 23  | 17T    |
| 17T  | 5004 | Camerson Austin   | Bainbridge Island | Diff: 1.200   | 1.200   | 0.100   | 0.100   | 0.300   | 0.300   |        |
|      |      |                   |                   | Exec: 6.800   | 8.700   | 7.900   | 8.900   | 8.700   | 7.900   |        |
|      |      |                   |                   | ND: _____   | _____   | -1.100  | _____   | _____   | _____   |        |
|      |      |                   |                   | Final: 8.000  | 9.900   | 6.900   | 9.000   | 9.000   | 8.200   | 51.000 |
|      |      |                   |                   | Place: 15   | 4   | 19  | 9T  | 9T  | 19T   | 17T    |
| 18T  | 5053 | Aleksey Zaitsev   | Emerald City      | Diff: 0.100   | 1.200   | 0.300   | 0.200   | 0.300   | 0.100   |        |
|      |      |                   |                   | Exec: 8.900   | 8.300   | 9.200   | 8.800   | 8.400   | 8.200   |        |
|      |      |                   |                   | ND: -3.100  | _____   | _____   | _____   | _____   | -0.100  |        |
|      |      |                   |                   | Final: 5.900  | 9.500   | 9.500   | 9.000   | 8.700   | 8.200   | 50.800 |
|      |      |                   |                   | Place: 18   | 7T  | 6   | 9*  | 12T   | 19T   | 18T    |



# 2013 Washington State Meet







## Meet Results

Mar 16-17, 2013

Page: 3  
Printed: 3/16/2013 12:00:09 PM

Men / 5 / 11+

Session: 1

| Rank | Num  | Name          | Gym               |  |  |  |  |  |  | AA     |
|------|------|---------------|-------------------|---|---|---|---|---|---|--------|
| 18T  | 5030 | Jaden Barrie  | AIM Gymnastics    | Diff: 0.800   | 0.200   | 0.300   | 0.200   | 0.500   | 1.200   |        |
|      |      |               |                   | Exec: 8.000   | 6.900   | 7.600   | 9.300   | 8.100   | 7.800   |        |
|      |      |               |                   | ND: _____   | _____   | _____   | _____   | -0.100  | _____   |        |
|      |      |               |                   | Final: 8.800  | 7.100   | 7.900   | 9.500   | 8.500   | 9.000   | 50.800 |
|      |      |               |                   | Place: 12T  | 21  | 14  | 6   | 13  | 14  | 18T    |
| 19   | 5002 | Hugh Fordyce  | Bainbridge Island | Diff: 0.200   | 0.700   | 0.300   | 0.200   | 0.100   | 0.200   |        |
|      |      |               |                   | Exec: 8.600   | 7.700   | 8.000   | 8.600   | 8.400   | 7.800   |        |
|      |      |               |                   | ND: _____   | _____   | _____   | _____   | -0.100  | _____   |        |
|      |      |               |                   | Final: 8.800  | 8.400   | 8.300   | 8.800   | 8.400   | 8.000   | 50.700 |
|      |      |               |                   | Place: 12T  | 14  | 11T   | 11T   | 14  | 20T   | 19     |
| 20   | 5032 | Conner Grimm  | Mile High         | Diff: 0.100   | 0.200   | 0.800   | 0.100   | 0.300   | 0.400   |        |
|      |      |               |                   | Exec: 7.800   | 7.100   | 7.000   | 8.700   | 9.000   | 8.800   |        |
|      |      |               |                   | ND: -0.100  | _____   | _____   | _____   | -0.100  | _____   |        |
|      |      |               |                   | Final: 7.800  | 7.300   | 7.800   | 8.800   | 9.200   | 9.200   | 50.100 |
|      |      |               |                   | Place: 16   | 20  | 15  | 11T   | 7T  | 12  | 20     |
| 21   | 5201 | Derek Dunning | Peak Gymnastics   | Diff: 0.900   | 0.100   | 0.200   | 0.100   | 0.600   | 0.500   |        |
|      |      |               |                   | Exec: 8.800   | 6.400   | 6.900   | 9.500   | 8.400   | 6.900   |        |
|      |      |               |                   | ND: _____   | -0.100  | _____   | _____   | _____   | _____   |        |
|      |      |               |                   | Final: 9.700  | 6.400   | 7.100   | 9.600   | 9.000   | 7.400   | 49.200 |
|      |      |               |                   | Place: 8T   | 22  | 18  | 5T  | 9T  | 22  | 21     |
| 22   | 5060 | Preston Reitz | Mid Columbia      | Diff: 0.200   | 1.500   | 0.700   | 0.100   | 0.100   | 0.300   |        |
|      |      |               |                   | Exec: 6.200   | 7.100   | 7.600   | 8.200   | 8.700   | 7.700   |        |
|      |      |               |                   | ND: _____   | _____   | _____   | _____   | _____   | _____   |        |
|      |      |               |                   | Final: 6.400  | 8.600   | 8.300   | 8.300   | 8.800   | 8.000   | 48.400 |
|      |      |               |                   | Place: 17   | 13  | 11T   | 12  | 11T   | 20T   | 22     |

# 2013 Washington State Meet







## Team Results

Mar 16-17, 2013

Page: 1  
Printed: 3/16/2013 12:00:23 PM

Men / 5 / All Ages







Session: 1

| Rank | Gym                       | Team | Score   |  |  |  |  |  |  |
|------|---------------------------|------|---------|---|--|---|---|---|---|
| 1    | Metropolitan              | *    | 195.550 | 33.600<br>1   | 32.950<br>1  | 32.500<br>1   | 28.500<br>5T  | 33.300<br>1   | 34.700<br>1   |
|      | 5071 Alan Sovrebov        |      |         | 11.400  | 10.850   |   | 9.400   | 10.700  | 11.800  |
|      | 5066 Renat Jr. Mamikonyan |      |         | 11.300  | 11.300   | 10.900  |   | 11.400  |   |
|      | 5070 Haeden Zarapkar      |      |         | 10.900  |  |   |   |   | 11.300  |
|      | 5069 Kyle Bender          |      |         |   | 10.800   | 10.800  |   | 11.200  |   |
|      | 5067 Oscar Hemmert        |      |         |   |  | 10.800  | 9.600   |   | 11.600  |
|      | 5068 Lance Puckett        |      |         |   |  |   | 9.500   |   |   |
| 2    | Auburn Gymnastics         | *    | 190.400 | 33.400<br>2   | 32.900<br>2  | 31.000<br>5   | 28.500<br>5T  | 31.200<br>5   | 33.400<br>2   |
|      | 5046 Tyler Hogan          |      |         | 11.300  | 10.800   | 10.600  |   | 10.700  |   |
|      | 5049 Dominic Lewis        |      |         | 11.200  | 10.900   | 9.700   | 9.600   |   | 11.300  |
|      | 5048 Nicolas Gunn         |      |         | 10.900  |  |   | 9.500   |   | 10.900  |
|      | 5050 Christopher Gunn     |      |         |   | 11.200   | 10.700  |   | 10.000  |   |
|      | 5047 Tristen Roberts      |      |         |   |  |   | 9.400   | 10.500  | 11.200  |
| 3    | Cascade Elite             | *    | 188.650 | 32.700<br>4   | 31.700<br>4  | 31.900<br>4   | 28.600<br>4T  | 32.050<br>2   | 31.700<br>4   |
|      | 5023 Ivan Bury            |      |         | 11.200  | 10.900   | 11.500  | 9.700   | 11.550  | 11.500  |
|      | 5024 Daniel Davidai       |      |         | 11.100  | 10.100   |   | 9.500   | 9.700   | 10.100  |
|      | 5021 Justin Kendrick      |      |         | 10.400  | 10.700   | 10.700  | 9.400   | 10.800  |   |
|      | 5302 Drake Miesel         |      |         |   |  | 9.700   |   |   | 10.100  |
| 4    | Black Hills               | *    | 188.350 | 33.200<br>3   | 30.100<br>6  | 32.300<br>2   | 28.850<br>2   | 32.000<br>3   | 31.900<br>3   |
|      | 5018 Tanner Braunton      |      |         | 11.600  | 11.100   | 11.800  | 9.600   | 11.100  | 10.800  |
|      | 5017 Xavier Nunez         |      |         | 11.300  | 9.400  | 11.000  | 9.700   | 10.500  | 10.500  |
|      | 5016 Zach Hulshizer       |      |         | 10.300  |  | 9.500   |   |   | 10.600  |
|      | 5300 Kaden Cramer         |      |         |   | 9.600  |   |   | 10.400  |   |
|      | 5020 Jakob Huttman        |      |         |   |  |   | 9.550   |   |   |
| 5    | Seattle Gymnastics        | *    | 186.500 | 30.800<br>5   | 32.400<br>3  | 32.000<br>3   | 28.800<br>3   | 31.400<br>4   | 31.100<br>6   |
|      | 5035 Isaac Poole          |      |         | 10.800  | 11.400   | 11.500  | 9.700   | 11.200  | 10.800  |
|      | 5026 Owen Jones           |      |         | 10.000  | 10.800   |   |   |   | 10.100  |
|      | 5034 Kisho McDonald       |      |         | 10.000  |  | 9.900   | 9.600   |   |   |
|      | 5033 Nikolas Ioannou      |      |         |   | 10.200   |   | 9.500   | 9.900   |   |
|      | 5036 Henry Singer         |      |         |   |  | 10.600  |   |   |   |
|      | 5037 Drew Allen           |      |         |   |  |   |   | 10.300  | 10.200  |

# 2013 Washington State Meet

## Team Results

Mar 16-17, 2013

| Rank | Gym                 | Team             | Score   |  |  |  |  |  |  |
|------|---------------------|------------------|---------|---|--|---|---|---|---|
| 6    | Emerald City        | *                | 177.900 | 30.100<br>7   | 30.400<br>5  | 28.900<br>6   | 27.700<br>7   | 29.400<br>6T  | 31.400<br>5   |
|      | 5055                | Cole Hunt        |         | 10.600  |  |   | 9.100   | 9.600   |   |
|      | 5065                | Keinan Davis     |         | 9.800   |  | 9.600   | 9.400   |   | 10.000  |
|      | 5064                | Max Luna         |         | 9.700   | 10.000   | 9.800   |   |   |   |
|      | 5054                | Eric Markov      |         |   | 10.300   |   | 9.200   | 10.000  | 10.100  |
|      | 5056                | Alexander Tsao   |         |   | 10.100   |   |   |   | 11.300  |
|      | 5053                | Aleksey Zaitsev  |         |   |  | 9.500   |   |   |   |
|      | 5063                | Hunter Smith     |         |   |  |   |   | 9.800   |   |
| 7    | Naydenov            | *                | 172.400 | 29.900<br>8   | 28.500<br>7T   | 27.900<br>7   | 27.800<br>6   | 28.900<br>7   | 29.400<br>8   |
|      | 5007                | Cameron Holmes   |         | 10.700  | 8.900  |   | 9.400   | 9.500   |   |
|      | 5005                | Raymon Rodriguez |         | 9.900   |  | 9.200   | 9.100   |   | 8.900   |
|      | 5006                | Nathan Hays      |         | 9.300   | 10.100   | 9.800   | 9.300   | 9.700   | 10.700  |
|      | 5008                | Alexander Stidd  |         |   | 9.500  | 8.900   |   | 9.700   | 9.800   |
| 8    | Dynamic Gymnastics  | *                | 172.100 | 30.200<br>6   | 27.400<br>8  | 27.500<br>8   | 28.600<br>4T  | 29.400<br>6T  | 29.000<br>10  |
|      | 5043                | Nicholas Henning |         | 10.500  | 10.400   | 9.700   | 9.500   | 9.700   | 9.500   |
|      | 5042                | Samual Leman     |         | 10.200  |  |   |   | 10.200  |   |
|      | 5041                | Ty Phillips      |         | 9.500   | 8.800  | 8.900   | 9.900   |   | 9.600   |
|      | 5044                | David Thew       |         |   | 8.200  | 8.900   | 9.200   | 9.500   | 9.900   |
| 9    | AIM Gymnastics      | *                | 166.950 | 29.500<br>9   | 23.700<br>11   | 26.700<br>9   | 29.150<br>1   | 27.900<br>8   | 30.000<br>7   |
|      | 5029                | Raji Fredrick    |         | 10.300  | 7.600  | 9.900   | 9.850   | 10.400  | 10.700  |
|      | 5027                | Dylan Higgins    |         | 9.800   | 8.300  | 8.900   | 9.800   | 8.700   | 10.300  |
|      | 5028                | Tyler Paris      |         | 9.400   | 7.800  |   |   | 8.800   |   |
|      | 5030                | Jaden Barrie     |         |   |  | 7.900   | 9.500   |   | 9.000   |
| 10   | Eastside Gymnastics | *                | 164.300 | 29.300<br>10  | 25.400<br>10   | 25.500<br>10T   | 27.400<br>8T  | 27.600<br>10  | 29.100<br>9   |
|      | 5057                | Xander Agate     |         | 10.300  | 9.100  | 9.300   | 9.300   | 9.400   | 9.900   |
|      | 5058                | Tyson Smith      |         | 9.900   | 8.500  | 8.900   | 9.200   | 9.300   | 10.200  |
|      | 5059                | Taylor Anderson  |         | 9.100   | 7.800  | 7.300   | 8.900   | 8.900   | 9.000   |
| 11   | Bainbridge Island   | *                | 162.500 | 27.200<br>11  | 28.500<br>7T   | 25.500<br>10T   | 27.400<br>8T  | 27.700<br>9   | 26.200<br>11  |
|      | 5040                | Abe Muldrow      |         | 9.700   | 9.000  | 9.200   | 9.400   | 8.700   | 9.100   |
|      | 5002                | Hugh Fordyce     |         | 8.800   |  | 8.300   |   |   |   |
|      | 5003                | Collin Hansen    |         | 8.700   | 9.600  | 8.000   | 9.000   | 10.000  | 8.900   |
|      | 5004                | Camerson Austin  |         |   | 9.900  |   | 9.000   | 9.000   | 8.200   |

# 2013 Washington State Meet







## Team Results

Mar 16-17, 2013

Page: 3  
Printed: 3/16/2013 12:00:24 PM

Men / 5 / All Ages

Session: 1

| Rank | Gym                    | Team | Score   |  |  |  |  |  |  |
|------|------------------------|------|---------|---|--|---|---|---|---|
| 12   | Mid Columbia           | *    | 153.700 | 25.800<br>12  | 26.000<br>9  | 23.900<br>11  | 26.400<br>10  | 26.300<br>11  | 25.300<br>12  |
|      | 5062 Dylan Harbo       |      |         | 9.400   | 8.800  | 7.600   | 9.100   | 8.900   |   |
|      | 5061 Jack Wanicheck    |      |         | 8.500   |  |   | 9.000   | 8.600   | 8.900   |
|      | 5074 Alec Reitz        |      |         | 7.900   | 8.600  | 8.000   |   |   | 8.400   |
|      | 5060 Preston Reitz     |      |         |   | 8.600  | 8.300   | 8.300   | 8.800   | 8.000   |
| 13   | 360 Gymnastics         | *    | 139.800 | 19.200<br>15  | 21.100<br>12   | 22.700<br>12  | 26.600<br>9   | 25.600<br>12  | 24.600<br>13  |
|      | 5013 Henry Pals        |      |         | 8.800   | 8.000  | 8.500   | 9.100   | 9.800   | 9.300   |
|      | 5015 Brandon St.Marie  |      |         | 5.800   | 8.500  | 7.200   | 9.000   | 8.300   | 7.500   |
|      | 5014 Brayden Hoyt      |      |         | 4.600   | 4.600  | 7.000   | 8.500   | 7.500   | 7.800   |
| 14   | VEGA                   | *    | 116.500 | 20.200<br>14  | 18.700<br>13   | 17.700<br>13  | 18.700<br>12  | 20.700<br>13  | 20.500<br>14  |
|      | 5072 Jeff Bivens       |      |         | 10.300  | 8.500  | 8.400   | 9.500   | 9.900   | 9.800   |
|      | 5001 Nathaniel Davis   |      |         | 9.900   | 10.200   | 9.300   | 9.200   | 10.800  | 10.700  |
| 15   | Peak Gymnastics        | *    | 110.300 | 21.400<br>13  | 16.700<br>14   | 16.200<br>16  | 19.200<br>11  | 18.500<br>14  | 18.300<br>15  |
|      | 5200 Anthony Alvarado  |      |         | 11.700  | 10.300   | 9.100   | 9.600   | 9.500   | 10.900  |
|      | 5201 Derek Dunning     |      |         | 9.700   | 6.400  | 7.100   | 9.600   | 9.000   | 7.400   |
| 16   | Mile High              | *    | 101.100 | 18.100<br>16  | 15.000<br>15   | 16.300<br>15  | 18.200<br>13  | 17.900<br>15  | 15.600<br>16  |
|      | 5031 Michael Robinette |      |         | 10.300  | 7.700  | 8.500   | 9.400   | 8.700   | 6.400   |
|      | 5032 Conner Grimm      |      |         | 7.800   | 7.300  | 7.800   | 8.800   | 9.200   | 9.200   |
| 17   | Mt. Baker Gymnastics   | *    | 98.900  | 17.700<br>17  | 14.600<br>16   | 17.000<br>14  | 17.100<br>14  | 17.400<br>16  | 15.100<br>17  |
|      | 5010 Stryder Deyerin   |      |         | 9.200   | 7.500  | 8.300   | 8.000   | 8.600   | 7.900   |
|      | 5011 Jira Padrnos      |      |         | 8.500   | 7.100  | 8.700   | 9.100   | 8.800   | 7.200   |
| 18   | Summit Gymnastics      | *    | 50.100  | 8.800<br>18   | 7.800<br>17  | 8.000<br>17   | 9.200<br>15   | 8.800<br>17   | 7.500<br>18   |
|      | 5045 Brian Fox         |      |         | 8.800   | 7.800  | 8.000   | 9.200   | 8.800   | 7.500   |