

2013 Washington State Meet

Meet Results







Mar 16-17, 2013

Page: 1
Printed: 3/16/2013 4:27:38 PM

Men / 6 / 7-8

Session: 2

Judge's Signatures

Rank	Num	Name	Gym							AA
1	6045	Christian McGinnis	Metropolitan	Diff: 1.600	1.200	0.600	0.100	1.700	1.900	
				Exec: 9.200	8.500	9.000	9.300	8.500	9.500	
				ND: _____	_____	_____	_____	_____	_____	
				Final: 10.800	9.700	9.600	9.400	10.200	11.400	61.100
				Place: 1	1	2	2	2	1	1
2	6005	Jack Soderberg	Black Hills	Diff: 0.100	0.100	1.400	0.200	1.400	0.600	
				Exec: 8.700	6.900	9.300	9.300	9.000	8.500	
				ND: _____	-0.100	_____	_____	_____	_____	
				Final: 8.800	6.900	10.700	9.500	10.400	9.100	55.400
				Place: 4	4	1	1	1	2	2
3	6028	Sebastian Kane	Eastside Gymnastics	Diff: 0.700	0.100	0.800	0.100	0.700	0.200	
				Exec: 9.200	7.400	8.600	8.400	9.200	8.600	
				ND: _____	-0.100	_____	_____	_____	_____	
				Final: 9.900	7.400	9.400	8.500	9.900	8.800	53.900
				Place: 3	2	3	3	3	3	3
4	6035	Robert Gref	Emerald City	Diff: 1.300	0.200	0.800	0.100	0.700	0.300	
				Exec: 9.200	7.100	7.500	8.200	7.700	8.400	
				ND: _____	_____	_____	_____	_____	_____	
				Final: 10.500	7.300	8.300	8.300	8.400	8.700	51.500
				Place: 2	3	4	4	4	4	4

2013 Washington State Meet

Meet Results







Mar 16-17, 2013

Page: 1
Printed: 3/16/2013 4:27:46 PM

Men / 6 / 9-10

Session: 2

Judge's Signatures

Rank	Num	Name	Gym							AA
1	6031	Dante Hays	Eastside Gymnastics	Diff: 2.000	1.400	2.000	0.200	1.500	1.800	
				Exec: 9.600	8.900	9.400	9.700	9.500	9.200	
				ND:						
				Final: 11.600	10.300	11.400	9.900	11.000	11.000	65.200
				Place: 1*	4	1	1	4	1	1
2	6006	Everett O'Donnell	Black Hills	Diff: 2.000	1.600	1.600	0.200	1.700	1.400	
				Exec: 9.600	8.800	9.600	9.500	9.700	9.400	
				ND:						
				Final: 11.600	10.400	11.200	9.700	11.400	10.800	65.100
				Place: 1*	2	2	4	2	2	2
3	6022	Nicolas Kuebler	Seattle Gymnastics	Diff: 1.900	1.800	1.900	0.200	1.700	1.100	
				Exec: 9.600	9.200	9.100	9.650	9.800	8.600	
				ND:						
				Final: 11.500	11.000	11.000	9.850	11.500	9.700	64.550
				Place: 2	1	3	2	1	4T	3
4	6004	Jesse Daniels	Black Hills	Diff: 2.000	1.000	1.500	0.200	1.500	0.800	
				Exec: 9.300	7.500	9.200	9.200	9.100	9.300	
				ND:						
				Final: 11.300	8.500	10.700	9.400	10.600	10.100	60.600
				Place: 3	11T	4	6*	5	3	4
5	6012	Brenden Tully	Mt. Baker Gymnastics	Diff: 1.100	1.700	1.300	0.100	1.600	0.300	
				Exec: 9.200	7.500	8.500	9.300	9.500	9.300	
				ND:						
				Final: 10.300	9.200	9.800	9.400	11.100	9.600	59.400
				Place: 5	8T	6T	6*	3	5	5
6	6030	Ethan Renager	Eastside Gymnastics	Diff: 0.700	0.700	1.000	0.100	1.100	0.300	
				Exec: 8.300	8.300	9.000	9.300	9.400	8.900	
				ND:						
				Final: 9.000	9.000	10.000	9.400	10.500	9.200	57.100
				Place: 10T	9*	5	6*	6	8	6
7	6037	Jagger Zlotoff	Emerald City	Diff: 0.100	1.700	0.800	0.100	1.300	0.200	
				Exec: 7.300	8.200	8.800	9.000	9.100	9.200	
				ND:						
				Final: 7.400	9.900	9.600	9.100	10.400	9.400	55.800
				Place: 16	5	7	9*	7T	7	7
8	6017	Andrew Braun	Black Hills	Diff: 0.500	0.700	0.600	0.100	0.800	0.200	
				Exec: 8.100	8.300	9.200	9.000	8.900	9.300	
				ND:						
				Final: 8.600	9.000	9.800	9.100	9.700	9.500	55.700
				Place: 12	9*	6T	9*	11	6	8
9	6019	Curt Tanaka	Cascade Elite	Diff: 0.600	1.200	0.800	0.100	0.800	0.600	
				Exec: 9.300	9.150	7.400	8.600	9.100	7.200	
				ND:						
				Final: 9.900	10.350	8.200	8.700	9.900	7.800	54.850
				Place: 6	3	11T	12*	10T	13T	9
10	6023	Tyler Baca	Black Hills	Diff: 1.100	0.700	0.600	0.100	1.100	0.400	
				Exec: 8.700	6.800	7.600	9.100	9.300	9.300	
				ND:						
				Final: 9.800	7.500	8.200	9.200	10.400	9.700	54.800
				Place: 7	15	11T	8*	7T	4T	10

2013 Washington State Meet







Meet Results

Mar 16-17, 2013

Page: 2
Printed: 3/16/2013 4:27:46 PM

Men / 6 / 9-10

Session: 2

Rank	Num	Name	Gym							AA
11	6001	Delisle Ethan	VEGA	Diff: 1.000	0.700	0.300	0.200	0.900	0.600	
				Exec: 8.500	8.700	7.100	9.100	9.400	8.100	
				ND:						
				Final: 9.500	9.400	7.400	9.300	10.300	8.700	54.600
				Place: 8*	7	16	7	8	9T	11
12	6043	Grant Hamilton	Metropolitan	Diff: 1.200	0.200	0.800	0.200	1.200	0.500	
				Exec: 9.400	7.400	6.300	9.200	9.000	8.200	
				ND:						
				Final: 10.600	7.600	7.100	9.400	10.200	8.700	53.600
				Place: 4	14	17	6*	9	9T	12
13	6018	Aidan Mene	Black Hills	Diff: 0.700	0.700	0.600	0.100	0.800	0.200	
				Exec: 7.600	9.000	7.800	8.800	8.500	8.500	
				ND:						
				Final: 8.300	9.700	8.400	8.900	9.300	8.700	53.300
				Place: 14T	6	10	11	13	9T	13
14	6039	Bryan Skinner	Metropolitan	Diff: 0.500	1.200	0.600	0.100	0.500	0.600	
				Exec: 8.000	8.000	8.100	9.100	8.000	7.300	
				ND:						
				Final: 8.500	9.200	8.700	9.200	8.500	7.900	52.000
				Place: 13	8T	9	8*	16	12	14
15	6044	Cole Shelly	Metropolitan	Diff: 1.000	0.700	0.800	0.200	0.900	0.100	
				Exec: 8.000	7.300	7.100	9.450	8.700	6.900	
				ND:						
				Final: 9.000	8.000	7.900	9.650	9.600	7.000	51.150
				Place: 10T	12	13	5	12	14	15
16	6011	Conner Hettinga	Mt. Baker Gymnastics	Diff: 0.500	0.700	0.600	0.100	0.700	0.500	
				Exec: 8.600	8.000	6.900	8.600	7.900	7.600	
				ND:						
				Final: 9.100	8.700	7.500	8.700	8.600	8.100	50.700
				Place: 9	10	15	12*	15	10T	16
17T	6032	Alex Rouselle	Eastside Gymnastics	Diff: 0.600	0.700	0.600	0.200	0.200	0.100	
				Exec: 8.400	7.800	7.200	8.300	7.400	7.900	
				ND:						
				Final: 9.000	8.500	7.800	8.500	7.600	8.000	49.400
				Place: 10T	11T	14	13*	17	11T	17T
17T	6029	Michael James	Eastside Gymnastics	Diff: 0.500	0.500	0.600	0.200	0.800	0.100	
				Exec: 7.500	7.200	7.500	8.300	8.200	8.000	
				ND:						
				Final: 8.000	7.700	8.100	8.500	9.000	8.100	49.400
				Place: 15	13	12	13*	14	10T	17T
18	6040	Anton Miles	Metropolitan	Diff: 0.500	0.200	1.000	0.100	0.900	0.100	
				Exec: 8.300	6.500	7.900	8.900	9.000	5.900	
				ND:						
				Final: 8.800	6.700	8.900	9.000	9.900	6.000	49.300
				Place: 11	16	8	10T	10T	15	18
19	6016	Kyle Fiske	360 Gymnastics	Diff: 1.000	0.100	0.100	0.200	0.100	0.200	
				Exec: 8.500	5.100	6.900	8.800	7.000	7.900	
				ND:						
				Final: 9.500	5.100	6.900	9.000	7.000	8.100	45.600
				Place: 8*	18	18	10T	19	10T	19

2013 Washington State Meet







Meet Results

Mar 16-17, 2013

Page: 3
Printed: 3/16/2013 4:27:46 PM

Men / 6 / 9-10

Session: 2

Rank	Num	Name	Gym							AA
20	6034	Derek Fischer	Mid Columbia	Diff: 1.000	0.200	0.100	0.200	0.200	0.200	
				Exec: 7.300	6.000	5.000	9.600	7.300	7.800	
				ND: _____	_____	-0.100	_____	_____	_____	
				Final: 8.300	6.200	5.000	9.800	7.500	8.000	44.800
				Place: 14T	17	20	3	18T	11T	20
21	6027	Nathan Douglas	Black Hills	Diff: 0.200	0.100	0.300	0.100	0.700	0.100	
				Exec: 6.000	4.100	5.900	8.300	6.800	7.700	
				ND: _____	-0.100	_____	_____	_____	_____	
				Final: 6.200	4.100	6.200	8.400	7.500	7.800	40.200
				Place: 17	19	19	14	18T	13T	21

2013 Washington State Meet

Meet Results







Mar 16-17, 2013

Page: 1
Printed: 3/16/2013 4:27:52 PM

Men / 6 / 11+

Session: 2

Judge's Signatures

Rank	Num	Name	Gym							AA
1	6041	Max Chervets	Metropolitan	Diff: 1.000	0.700	0.800	0.200	1.000	0.300	
				Exec: 8.600	7.800	8.900	9.500	9.100	9.300	
				ND:						
				Final: 9.600	8.500	9.700	9.700	10.100	9.600	57.200
				Place: 4	7*	3	2	1	2	1
2	6021	J.J. Stillwell	Cascade Elite	Diff: 0.500	1.500	0.800	0.100	1.400	0.500	
				Exec: 9.400	8.600	9.100	8.500	8.600	7.800	
				ND:						
				Final: 9.900	10.100	9.900	8.600	10.000	8.300	56.800
				Place: 3T	1	2	10	2	10	2
3	6025	Sebastian Raschke	Black Hills	Diff: 1.100	0.700	1.400	0.100	0.800	0.700	
				Exec: 8.100	7.800	9.300	8.800	8.900	8.800	
				ND:						
				Final: 9.200	8.500	10.700	8.900	9.700	9.500	56.500
				Place: 6	7*	1	8T	3*	3	3
4	6033	Elijah Saba	Mid Columbia	Diff: 1.500	1.600	0.800	0.200	0.600	0.300	
				Exec: 8.600	8.200	7.500	8.700	8.400	8.700	
				ND:						
				Final: 10.100	9.800	8.300	8.900	9.000	9.000	55.100
				Place: 2T	2	7T	8T	5T	6	4
5	6008	Dorien Simon	Black Hills	Diff: 1.300	1.200	0.600	0.100	0.700	0.100	
				Exec: 8.900	8.000	7.400	9.000	8.600	8.500	
				ND:						
				Final: 10.200	9.200	8.000	9.100	9.300	8.600	54.400
				Place: 1	4	9	6	4	7	5
6	6026	Raul Pabon	Black Hills	Diff: 1.100	0.300	0.600	0.100	0.700	0.300	
				Exec: 9.000	6.200	8.500	9.300	8.300	9.500	
				ND:						
				Final: 10.100	6.500	9.100	9.400	9.000	9.800	53.900
				Place: 2T	14	5	3	5*	1	6
7T	6014	Kyle Hendren	Naydenov	Diff: 1.400	0.200	0.300	0.100	0.700	0.100	
				Exec: 8.700	8.500	8.000	8.700	9.000	7.300	
				ND:						
				Final: 10.100	8.700	8.300	8.800	9.700	7.400	53.000
				Place: 2T	6	7T	9*	3T	14*	7T
7T	6002	Michael Martin	Black Hills	Diff: 1.000	1.200	0.600	0.100	0.600	0.100	
				Exec: 8.900	7.200	7.100	8.900	8.200	9.100	
				ND:						
				Final: 9.900	8.400	7.700	9.000	8.800	9.200	53.000
				Place: 3T	8	11T	7	6T	5	7T
7T	6020	Zachary Kuest	Cascade Elite	Diff: 0.100	1.200	0.800	0.100	0.700	0.100	
				Exec: 8.750	8.500	7.100	9.200	8.300	8.150	
				ND:						
				Final: 8.850	9.700	7.900	9.300	9.000	8.250	53.000
				Place: 9	3	10	4T	5*	11	7T
7T	6015	James Reynolds	Naydenov	Diff: 0.500	0.200	0.800	0.100	0.800	0.200	
				Exec: 8.500	8.800	7.300	8.700	8.900	8.200	
				ND:						
				Final: 9.000	9.000	8.100	8.800	9.700	8.400	53.000
				Place: 7T	5	8	9*	3*	9	7T

2013 Washington State Meet







Meet Results

Mar 16-17, 2013

Page: 2
Printed: 3/16/2013 4:27:52 PM

Men / 6 / 11+

Session: 2

Rank	Num	Name	Gym							AA
8	6036	Jeremy Strom	Emerald City	Diff: 0.200	0.200	0.600	0.200	0.300	0.300	
				Exec: 8.000	7.000	8.200	9.000	8.100	9.000	
				ND: _____	_____	_____	_____	_____	_____	
				Final: 8.200	7.200	8.800	9.200	8.400	9.300	51.100
				Place: 10T	11	6*	5*	8	4	8
9	6010	Joseph Rooth	Mt. Baker Gymnastics	Diff: 1.300	0.200	0.800	0.200	0.600	0.100	
				Exec: 8.200	6.400	8.000	9.700	7.900	7.300	
				ND: _____	_____	_____	_____	_____	_____	
				Final: 9.500	6.600	8.800	9.900	8.500	7.400	50.700
				Place: 5	13	6T	1	7	14*	9
10	6024	Triston Claypole	Black Hills	Diff: 1.200	0.100	0.800	0.200	0.100	0.100	
				Exec: 6.800	7.400	8.600	9.000	7.500	8.400	
				ND: _____	-0.100	_____	_____	-0.100	_____	
				Final: 8.000	7.400	9.400	9.200	7.500	8.500	50.000
				Place: 11	10	4	5*	10	8	10
11	6003	Mason Joubert	Black Hills	Diff: 0.800	0.100	0.200	0.200	0.700	0.100	
				Exec: 8.100	5.300	7.100	9.100	8.100	7.900	
				ND: _____	-0.100	_____	_____	_____	_____	
				Final: 8.900	5.300	7.300	9.300	8.800	8.000	47.600
				Place: 8	16	12	4T	6T	12	11
12	6013	Michael Abraham	Rising Stars	Diff: 0.600	0.100	0.800	0.100	0.200	0.100	
				Exec: 8.400	6.300	6.900	8.700	7.800	7.600	
				ND: _____	-0.100	_____	_____	_____	_____	
				Final: 9.000	6.300	7.700	8.800	8.000	7.700	47.500
				Place: 7T	15	11T	9*	9T	13T	12
13	6007	Evan Williams	Black Hills	Diff: 0.100	1.200	0.600	0.100	0.700	0.100	
				Exec: 7.600	6.600	8.200	6.900	6.500	7.700	
				ND: _____	_____	_____	_____	_____	-0.100	
				Final: 7.700	7.800	8.800	7.000	7.200	7.700	46.200
				Place: 12	9	6*	12	11	13T	13
14	6009	Matthew Jurenka	Mt. Baker Gymnastics	Diff: 0.500	0.200	0.600	0.100	0.700	0.100	
				Exec: 7.700	6.500	5.800	8.400	7.300	7.300	
				ND: _____	_____	_____	_____	_____	_____	
				Final: 8.200	6.700	6.400	8.500	8.000	7.400	45.200
				Place: 10T	12	13	11	9T	14*	14
15	6042	Jackson Jacobson	Metropolitan	Diff: 0.000	0.000	0.000	0.100	0.000	0.000	
				Exec: 0.000	0.000	0.000	8.700	0.000	0.000	
				ND: _____	_____	_____	_____	_____	_____	
				Final: 0.000	0.000	0.000	8.800	0.000	0.000	8.800
				Place: 13	17	14	9*	12	15	15

2013 Washington State Meet







Team Results

Mar 16-17, 2013

Page: 1
Printed: 3/16/2013 4:27:28 PM

Men / 6 / All Ages

Session: 2

Rank	Gym	Team	Score						
1	Black Hills	*	186.700	33.100 1	29.300 2	32.600 1	28.600 2	32.400 1	30.700 1
	6006	Everett O'Donnell		11.600	10.400	11.200	9.700	11.400	10.800
	6004	Jesse Daniels		11.300		10.700	9.400	10.600	10.100
	6008	Dorien Simon		10.200	9.200				
	6018	Aidan Menen			9.700				
	6025	Sebastian Raschke				10.700			
	6005	Jack Soderberg					9.500	10.400	
	6026	Raul Pabon							9.800
2	Eastside Gymnastics	*	177.300	30.500 3	27.800 3	30.800 2	27.800 4	31.400 2	29.000 3
	6031	Dante Hays		11.600	10.300	11.400	9.900	11.000	11.000
	6028	Sebastian Kane		9.900		9.400	8.500	9.900	8.800
	6030	Ethan Renager		9.000	9.000	10.000	9.400	10.500	9.200
	6032	Alex Rouselle			8.500				
3	Metropolitan	*	175.550	31.000 2	27.400 4	28.200 3	28.750 1	30.500 3	29.700 2
	6045	Christian McGinnis		10.800	9.700	9.600	9.400	10.200	11.400
	6043	Grant Hamilton		10.600				10.200	8.700
	6041	Max Chervets		9.600	8.500	9.700	9.700	10.100	9.600
	6039	Bryan Skinner			9.200				
	6040	Anton Miles				8.900			
	6044	Cole Shelly					9.650		
4	Cascade Elite	*	164.650	28.650 5	30.150 1	26.000 6	26.600 5T	28.900 4	24.350 6
	6021	J.J. Stillwell		9.900	10.100	9.900	8.600	10.000	8.300
	6019	Curt Tanaka		9.900	10.350	8.200	8.700	9.900	7.800
	6020	Zachary Kuest		8.850	9.700	7.900	9.300	9.000	8.250
5	Mt. Baker Gymnastics	*	160.900	28.900 4	24.600 5	26.100 5	28.000 3	28.200 5	25.100 5
	6012	Brenden Tully		10.300	9.200	9.800	9.400	11.100	9.600
	6010	Joseph Rooth		9.500		8.800	9.900	8.500	7.400
	6011	Conner Hettinga		9.100	8.700	7.500	8.700	8.600	8.100
	6009	Matthew Jurenka			6.700				
6	Emerald City	*	158.400	26.100 6	24.400 6	26.700 4	26.600 5T	27.200 6	27.400 4
	6035	Robert Gref		10.500	7.300	8.300	8.300	8.400	8.700
	6036	Jeremy Strom		8.200	7.200	8.800	9.200	8.400	9.300
	6037	Jagger Zlotoff		7.400	9.900	9.600	9.100	10.400	9.400

2013 Washington State Meet

Team Results







Mar 16-17, 2013

Page: 2

Printed: 3/16/2013 4:27:28 PM

Men / 6 / All Ages

Session: 2

Rank	Gym	Team	Score						
7	Naydenov	*	106.000	19.100 7	17.700 7	16.400 7	17.600 7	19.400 7	15.800 8
	6014 Kyle Hendren			10.100	8.700	8.300	8.800	9.700	7.400
	6015 James Reynolds			9.000	9.000	8.100	8.800	9.700	8.400
8	Mid Columbia	*	99.900	18.400 8	16.000 8	13.300 8	18.700 6	16.500 8	17.000 7
	6033 Elijah Saba			10.100	9.800	8.300	8.900	9.000	9.000
	6034 Derek Fischer			8.300	6.200	5.000	9.800	7.500	8.000
9	Seattle Gymnastics	*	64.550	11.500 9	11.000 9	11.000 9	9.850 8	11.500 9	9.700 9
	6022 Nicolas Kuebler			11.500	11.000	11.000	9.850	11.500	9.700
10	VEGA	*	54.600	9.500 10T	9.400 10	7.400 11	9.300 9	10.300 10	8.700 10
	6001 Delisle Ethan			9.500	9.400	7.400	9.300	10.300	8.700
11	Rising Stars	*	47.500	9.000 11	6.300 11	7.700 10	8.800 11	8.000 11	7.700 12
	6013 Michael Abraham			9.000	6.300	7.700	8.800	8.000	7.700
12	360 Gymnastics	*	45.600	9.500 10T	5.100 12	6.900 12	9.000 10	7.000 12	8.100 11
	6016 Kyle Fiske			9.500	5.100	6.900	9.000	7.000	8.100

2013 Washington State Meet

Meet Results







Mar 16-17, 2013

Page: 1
Printed: 3/16/2013 4:28:03 PM

Men / 7 / 9-10

Session: 2

Judge's Signatures

Rank	Num	Name	Gym							AA
1	7018	Adam Kerwin	Metropolitan	Diff: 0.500	0.700	1.900	2.700	1.400	1.100	
				Exec: 8.900	9.100	8.900	8.700	7.300	9.100	
				ND:						
				Final: 9.400	9.800	10.800	11.400	8.700	10.200	60.300
				Place: 2	3	1	1T	1	1	1
2	7002	Cade Tanaka	Cascade Elite	Diff: 1.100	1.000	0.700	2.500	0.100	0.200	
				Exec: 9.200	9.100	8.600	8.900	8.900	8.100	
				ND:				-0.500		
				Final: 10.300	10.100	9.300	11.400	8.500	8.300	57.900
				Place: 1	1	2	1T	2	2	2
3	7008	Luka Stone	Cascade Elite	Diff: 0.100	1.200	0.500	2.200	0.100	0.100	
				Exec: 8.500	8.700	7.300	9.100	8.600	6.000	
				ND:				-0.500		
				Final: 8.600	9.900	7.800	11.300	8.200	6.100	51.900
				Place: 3	2	3	2	3	3	3

2013 Washington State Meet

Meet Results







Mar 16-17, 2013

Page: 1
Printed: 3/16/2013 4:28:07 PM

Men / 7 / 11-12

Session: 2

Judge's Signatures

Rank	Num	Name	Gym							AA
1	7004	Nathaniel Poole	Seattle Gymnastics	Diff: 2.000	1.700	0.600	3.000	1.300	1.100	
				Exec: 9.200	9.100	8.600	9.400	9.400	9.100	
				ND: _____	_____	_____	_____	_____	_____	
				Final: 11.200	10.800	9.200	12.400	10.700	10.200	64.500
				Place: 1	1	3	1	2	2	1
2	7017	Anthony Chervets	Metropolitan	Diff: 0.500	0.200	0.500	2.500	2.200	1.200	
				Exec: 8.500	8.000	9.300	9.200	9.400	9.400	
				ND: _____	_____	_____	_____	_____	_____	
				Final: 9.000	8.200	9.800	11.700	11.600	10.600	60.900
				Place: 4	6	2	4	1	1	2
3	7007	Brody Lusk	Dynamic Gymnastics	Diff: 1.000	0.800	1.300	2.200	0.600	0.100	
				Exec: 9.100	8.200	9.000	9.200	9.100	5.600	
				ND: _____	_____	_____	_____	_____	_____	
				Final: 10.100	9.000	10.300	11.400	9.700	5.700	56.200
				Place: 3	4	1	5T	3	5	3
4	7009	Lorenzo DeLeon	Cascade Elite	Diff: 1.300	0.700	0.200	2.700	0.100	0.200	
				Exec: 9.200	9.100	8.500	9.300	8.600	6.400	
				ND: _____	_____	_____	_____	-0.500	_____	
				Final: 10.500	9.800	8.700	12.000	8.200	6.600	55.800
				Place: 2	3T	5	2	6	4	4
5	7014	Peter Marsh	Emerald City	Diff: 0.100	0.200	0.100	2.500	0.100	0.700	
				Exec: 8.600	7.500	8.900	8.900	8.700	7.500	
				ND: _____	_____	-0.100	_____	_____	_____	
				Final: 8.700	7.700	8.900	11.400	8.800	8.200	53.700
				Place: 5	7	4	5T	5	3	5
6	7012	Jeremiah Smith	Mid Columbia	Diff: 0.700	1.200	0.200	3.000	0.100	0.100	
				Exec: 7.700	9.100	8.300	8.400	8.900	5.000	
				ND: _____	_____	_____	_____	_____	_____	
				Final: 8.400	10.300	8.500	11.400	9.000	5.100	52.700
				Place: 6	2	6	5T	4	6	6
7	7010	Zachary Klobutcher	Summit Gymnastics	Diff: 0.200	1.200	0.200	2.700	0.200	0.100	
				Exec: 8.000	8.600	8.000	9.100	7.800	4.400	
				ND: _____	_____	_____	_____	_____	_____	
				Final: 8.200	9.800	8.200	11.800	8.000	4.500	50.500
				Place: 7	3T	7	3	7	7	7
8	7015	Joseph Stokes	Emerald City	Diff: 0.000	0.200	0.100	0.000	0.100	0.100	
				Exec: 0.000	8.700	7.100	0.000	8.700	3.500	
				ND: _____	_____	-1.100	_____	-1.100	_____	
				Final: 0.000	8.900	6.100	0.000	7.700	3.600	26.300
				Place: 8	5	8	6	8	8	8

2013 Washington State Meet

Meet Results







Mar 16-17, 2013

Page: 1
Printed: 3/16/2013 4:28:11 PM

Men / 7 / 13+

Session: 2

Judge's Signatures

Rank	Num	Name	Gym							AA
1	7005	Daniel Gordon	Seattle Gymnastics	Diff: 0.100	0.700	0.500	2.000	0.800	0.400	
				Exec: 8.500	9.200	8.700	9.500	9.600	9.200	
				ND: _____	_____	_____	_____	_____	_____	
				Final: 8.600	9.900	9.200	11.500	10.400	9.600	59.200
				Place: 4*	1	2	2T	1	1	1
2	7003	Alexander Forcos	Cascade Elite	Diff: 1.300	0.100	0.200	2.000	1.200	0.100	
				Exec: 9.200	8.300	8.700	8.700	8.300	8.300	
				ND: _____	-0.100	_____	_____	_____	_____	
				Final: 10.500	8.300	8.900	10.700	9.500	8.400	56.300
				Place: 1	5	3	5	3	3	2
3	7001	Taner Schiller	Naydenov	Diff: 0.100	0.200	0.700	2.500	0.100	0.100	
				Exec: 9.500	8.900	8.900	9.000	8.900	7.400	
				ND: _____	_____	_____	_____	-0.100	_____	
				Final: 9.600	9.100	9.600	11.500	8.900	7.500	56.200
				Place: 3	3	1	2T	4	5	3
4	7011	Thomas Richmond	Summit Gymnastics	Diff: 1.300	1.200	0.100	2.700	1.700	0.100	
				Exec: 8.900	7.800	8.400	8.300	8.300	5.100	
				ND: _____	_____	-0.100	_____	_____	_____	
				Final: 10.200	9.000	8.400	11.000	10.000	5.200	53.800
				Place: 2	4	4	4	2	6	4
5	7016	Reed Kramer	Metropolitan	Diff: 0.100	0.200	0.500	2.000	0.100	0.100	
				Exec: 8.400	9.200	6.700	9.100	9.200	8.600	
				ND: _____	_____	_____	_____	-1.100	_____	
				Final: 8.500	9.400	7.200	11.100	8.200	8.700	53.100
				Place: 5	2	6	3	6	2	5
6	7013	Sebastian Chai	Emerald City	Diff: 0.100	0.100	0.700	2.700	0.100	0.200	
				Exec: 8.500	6.700	7.100	9.200	8.400	7.800	
				ND: _____	-0.100	_____	_____	-0.100	_____	
				Final: 8.600	6.700	7.800	11.900	8.400	8.000	51.400
				Place: 4*	6	5	1	5	4	6

2013 Washington State Meet







Team Results

Mar 16-17, 2013

Page: 1
Printed: 3/16/2013 4:27:56 PM

Men / 7 / All Ages

Session: 2

Rank	Gym	Team	Score						
1	Metropolitan	*	174.300	26.900	27.400	27.800	34.200	28.500	29.500
				2	2	1	2	1	1
	7018 Adam Kerwin			9.400	9.800	10.800	11.400	8.700	10.200
	7017 Anthony Chervets			9.000	8.200	9.800	11.700	11.600	10.600
	7016 Reed Kramer			8.500	9.400	7.200	11.100	8.200	8.700
2	Cascade Elite	*	172.200	31.300	29.800	26.900	34.700	26.200	23.300
				1	1	2	1	2	2
	7003 Alexander Forcos			10.500		8.900		9.500	8.400
	7009 Lorenzo DeLeon			10.500	9.800	8.700	12.000	8.200	6.600
	7002 Cade Tanaka			10.300	10.100	9.300	11.400	8.500	8.300
	7008 Luka Stone				9.900		11.300		
3	Emerald City	*	131.400	17.300	23.300	22.800	23.300	24.900	19.800
				5	3	3	4	3	3T
	7014 Peter Marsh			8.700	7.700	8.900	11.400	8.800	8.200
	7013 Sebastian Chai			8.600	6.700	7.800	11.900	8.400	8.000
	7015 Joseph Stokes				8.900	6.100		7.700	3.600
4	Seattle Gymnastics	*	123.700	19.800	20.700	18.400	23.900	21.100	19.800
				3	4	4	3	4	3T
	7004 Nathaniel Poole			11.200	10.800	9.200	12.400	10.700	10.200
	7005 Daniel Gordon			8.600	9.900	9.200	11.500	10.400	9.600
5	Summit Gymnastics	*	104.300	18.400	18.800	16.600	22.800	18.000	9.700
				4	5	5	5	5	4
	7011 Thomas Richmond			10.200	9.000	8.400	11.000	10.000	5.200
	7010 Zachary Klobutcher			8.200	9.800	8.200	11.800	8.000	4.500
6T	Dynamic Gymnastics	*	56.200	10.100	9.000	10.300	11.400	9.700	5.700
				6	8	6	7T	6	6
	7007 Brody Lusk			10.100	9.000	10.300	11.400	9.700	5.700
6T	Naydenov	*	56.200	9.600	9.100	9.600	11.500	8.900	7.500
				7	7	7	6	8	5
	7001 Taner Schiller			9.600	9.100	9.600	11.500	8.900	7.500
7	Mid Columbia	*	52.700	8.400	10.300	8.500	11.400	9.000	5.100
				8	6	8	7T	7	7
	7012 Jeremiah Smith			8.400	10.300	8.500	11.400	9.000	5.100